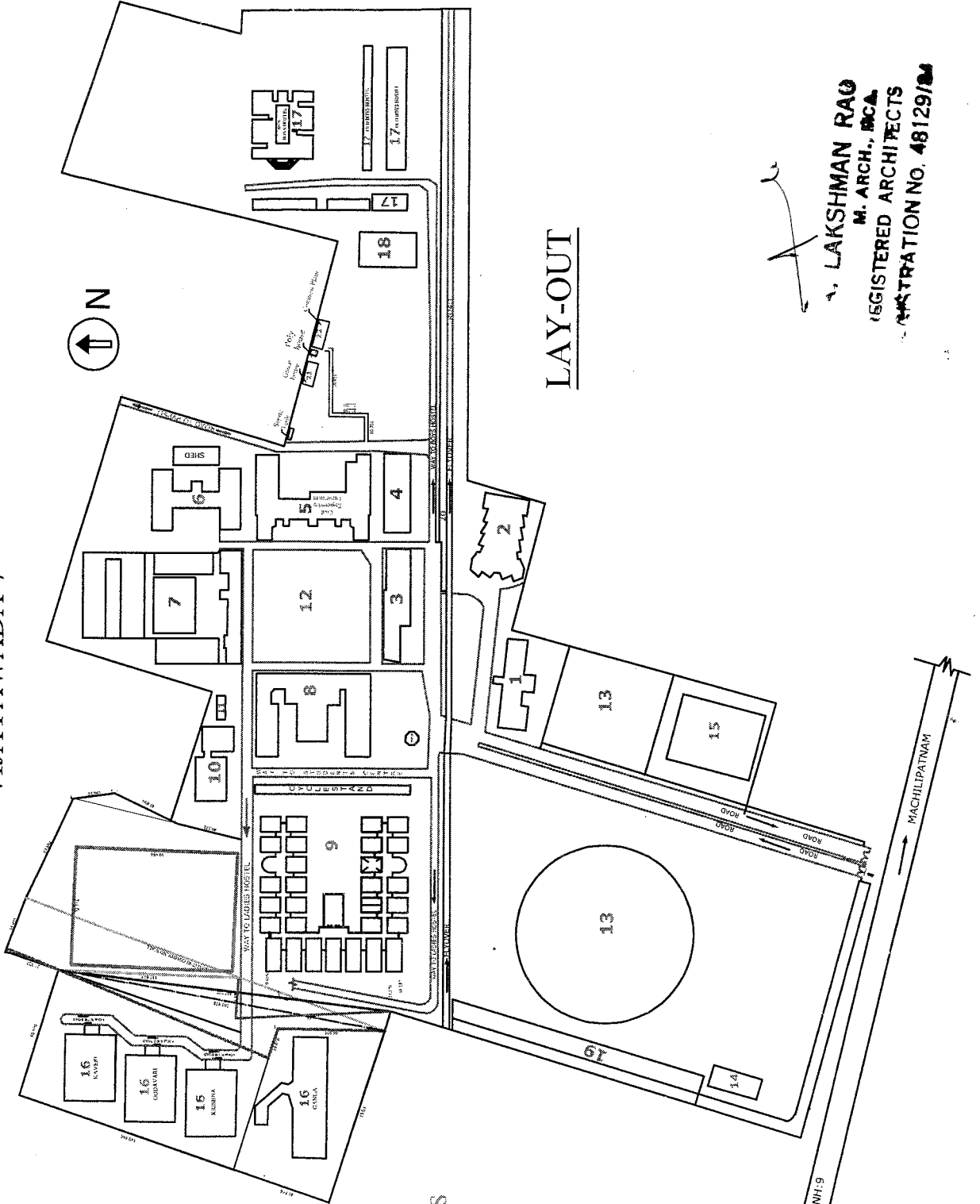



**VELAGAPUDI RAMA KRISHNA
SIDDHARTHA ENGINEERING COLLEGE (AUTONOMOUS)
VIJAYAWADA-7**

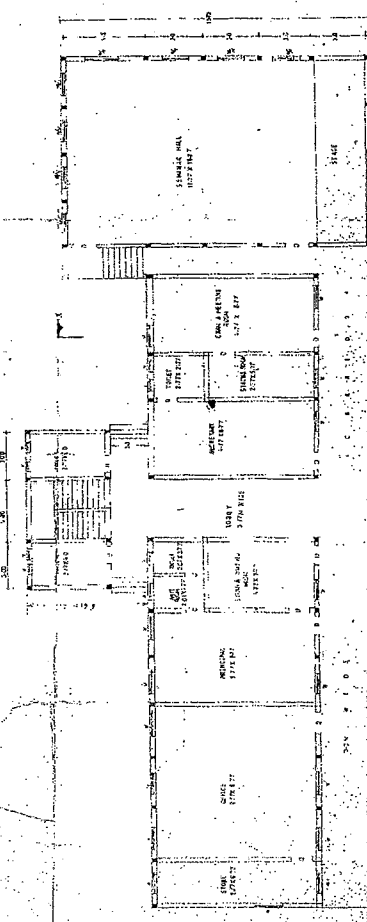
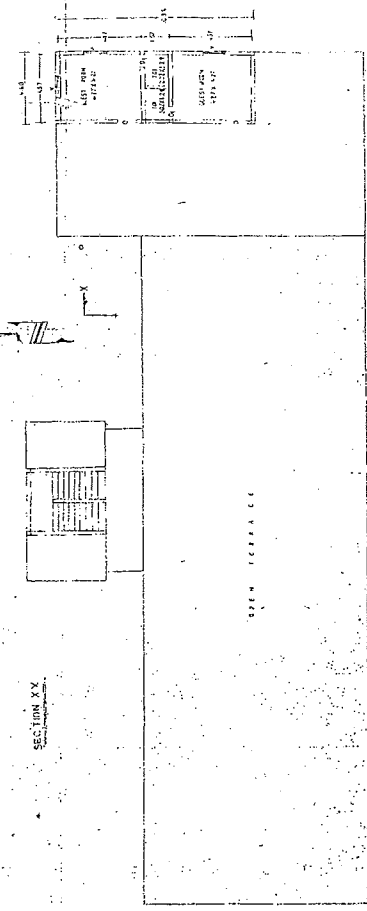
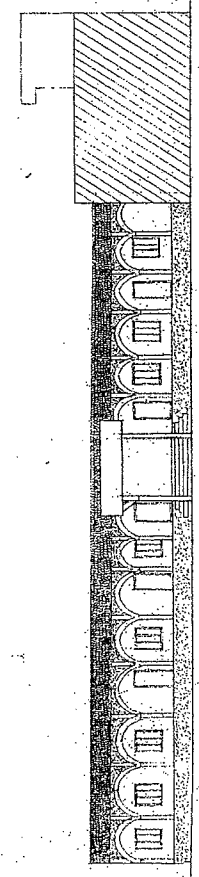
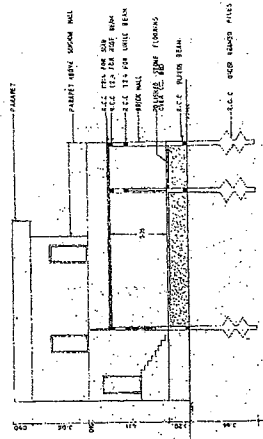


LAY-OUT


A. LAKSHMAN RAO
M. ARCH., ICA
REGISTERED ARCHITECTS
REGISTRATION NO. 48129/84

- Administrative block
- 1. Library
- 2. Science & Humanities Block 1
- 3. Science & Humanities Block 2
- 4. Civil Engineering Department
- 5. Siemens Centre of Excellence
- 6. Mechanical Engineering Department
- 7. EEE Department
- 8. Dr. APJ Abdul Kalam Block
- 9. CSE, IT, EIE, ECE, MBA & MCA
- 10. Students Centre, Industrial Relations Department, Guest House
- 11. Generator Room (Power House)
- 12. Open Auditorium
- 13. Play Ground
- 14. Bank & NCC
- 15. Physical Education Department
- 16. Girls Hostels
- 17. Boys Hostel
- 18. Basket ball Court
- 19. Two Wheeler Stand for students
- 20. Two Wheeler Stand for students
- 21. Green house
- 22. Compost Plant
- 23. Poly house

8/25/2013



<p>PROPOSED ADMINISTRATIVE BLOCK WITH GROUND FLOOR & FIRST FLOOR R.C.C. ROOF BUILDING FOR V.R. SUDHARTHA ENGINEERING COLLEGE IN RS NO 2267/A @ KAMBURU, VILAVAKUDA - 581 207. SPONSORED BY SUDHARTHA ACADEMY OF GEN & TECH. EDUCATION.</p>	<p>DATE: 10/11/2013 SCALE: AS SHOWN PROJECT: V.R. SUDHARTHA ENGINEERING COLLEGE KAMBURU, VILAVAKUDA - 581 207.</p>	<p>PROJECT: V.R. SUDHARTHA ENGINEERING COLLEGE KAMBURU, VILAVAKUDA - 581 207.</p>	<p>PROJECT: V.R. SUDHARTHA ENGINEERING COLLEGE KAMBURU, VILAVAKUDA - 581 207.</p>	<p>PROJECT: V.R. SUDHARTHA ENGINEERING COLLEGE KAMBURU, VILAVAKUDA - 581 207.</p>	<p>PROJECT: V.R. SUDHARTHA ENGINEERING COLLEGE KAMBURU, VILAVAKUDA - 581 207.</p>	<p>PROJECT: V.R. SUDHARTHA ENGINEERING COLLEGE KAMBURU, VILAVAKUDA - 581 207.</p>	<p>PROJECT: V.R. SUDHARTHA ENGINEERING COLLEGE KAMBURU, VILAVAKUDA - 581 207.</p>
--	--	---	---	---	---	---	---

A. LAKSHMAN RAO
M. ARCH., B.A.
REGISTERED ARCHITECTS
REGISTRATION NO. 48129/M

①
Adm 4/15/13

Approved by Doc

DATE: 4/15/13

BY: [Signature]
12958.0820.1796199

NO. 20.20.133/125

~~John P. [Signature]~~

John P. [Signature]

Good [Signature]

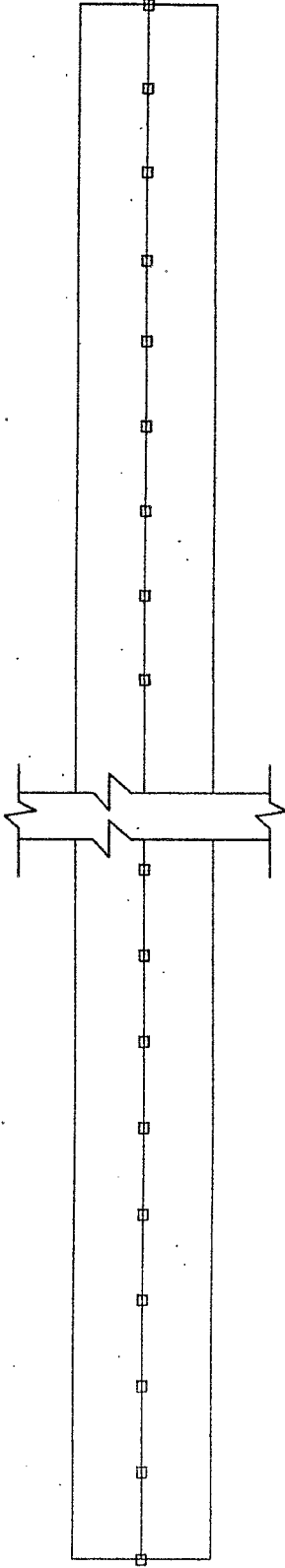
①
A...

విజయవాడ-గిరిజారా-శైవాలి-మంగళగిరి
విజయవాడ (అం. 15)
A-6-206
2.8.13.21.05

ఉత్తమంలో జారీచేసిన నిబంధనల ప్రకారము
కామవతి సంఖ్య
B P 206. 22/10/06

ఉద్దేశ్యము భరణం.
24/10/06
26/10/06
29.10.06


96.1 M

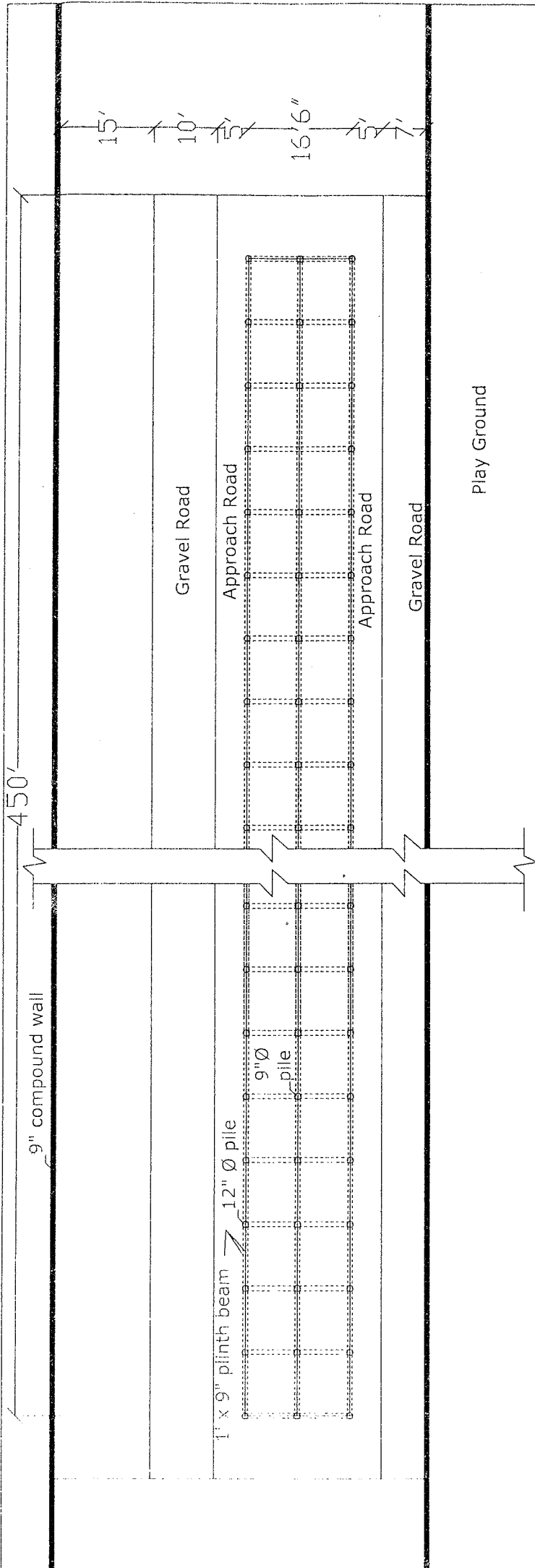


6.2 M

EXISTING CYCLE STAND ON WEST SIDE OF EEE BLOCK IN VRSEC

Area : 535.31 Sq.M


A. LAKSHMAN RAY
M. ARCH., ICA
REGISTERED ARCHITECTS
REGISTRATION NO. 48129/04



PROPOSED CYCLE STAND ON WEST SIDE OF PLAY GROUND IN VRSEC

- NOTE: 1. Main piles 12" Ø and 12' depth T12 - 5 Nos and T6 @ 200mm C/C rings
 2. Dummy piles 9" Ø and 10' depth T12 - 4 Nos and T6 @ 200mm C/C rings
 3. Tie beam size 0.3 x 0.23 mts, steel for tie beam T12 - 3 Nos each @ top & Bottom T8 @ 150 C/C
 4. R.C.C. with 1:2:4 mix & 125mm thick, steel T6 @ 200mm C/C @ Bothways.

VRSEC, KANURU

A. LAKSHMAN RAO
 M. ARCH., ICA
 REGISTERED ARCHITECTS
 REGISTRATION NO. 48129/M

Handwritten notes or markings, possibly bleed-through from the reverse side of the page.

Handwritten text or a signature in the top right corner.

മുഖ്യമന്ത്രിയുടെ കാര്യാലയം

മുഖ്യമന്ത്രിയുടെ കാര്യാലയം (അടയാളം)

കെ.എ.എ.സി. 2615197

കളക്ടറുടെ കാര്യാലയം, തിരുവനന്തപുരം

തിരുവനന്തപുരം, തിരുവനന്തപുരം

അടയാളം: 20.142/97

2011/11/19

കുറുപ്പിടം

2011/11/19

2011/11/19

2011/11/19

2011/11/19

2011/11/19

2011/11/19

2011/11/19

2011/11/19

2011/11/19

2011/11/19

2011/11/19

2011/11/19

2011/11/19

2011/11/19

2011/11/19

2011/11/19

2011/11/19

2011/11/19

2011/11/19

2011/11/19

2011/11/19

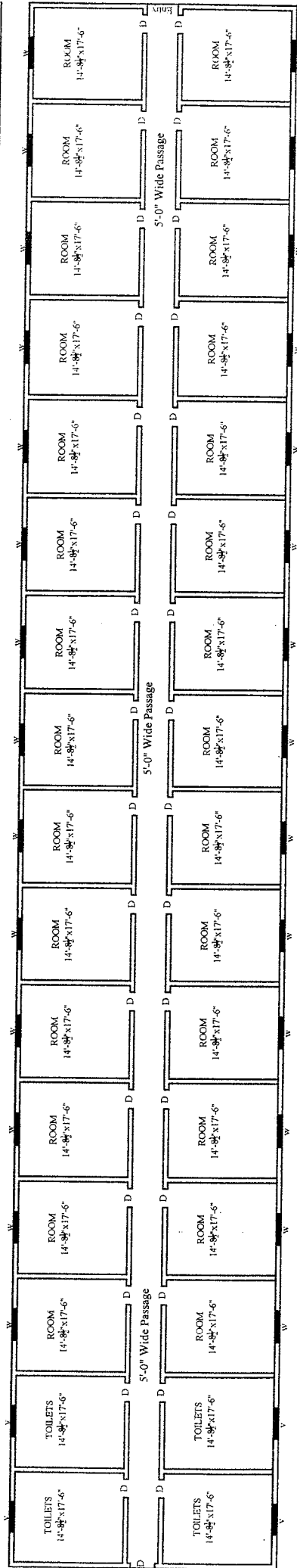
2011/11/19

2011/11/19

2011/11/19

2011/11/19

248

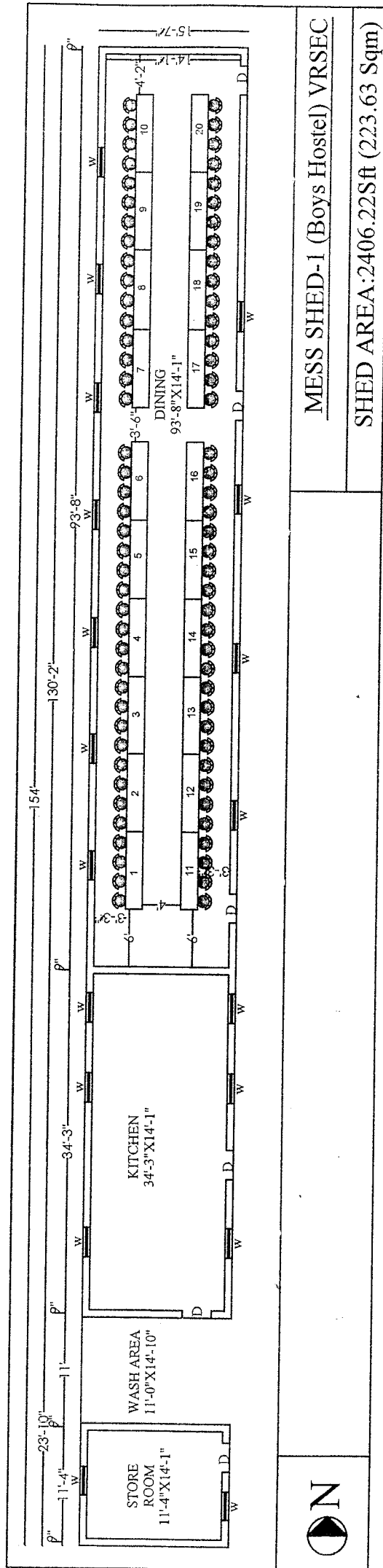


OLD SHED (Boys Hostel) VRSEC

SHED AREA: 10664.00Sft (991.078 Sqm)

A. Lakshman Rao
A. LAKSHMAN RAO
M. ARCH., BICA
REGISTERED ARCHITECTS
REGISTRATION NO. 48128/04

Handwritten notes or scribbles in the top left corner.



MESS SHED-1 (Boys Hostel) VRSEC

SHED AREA: 2406.22Sft (223.63 Sqm)

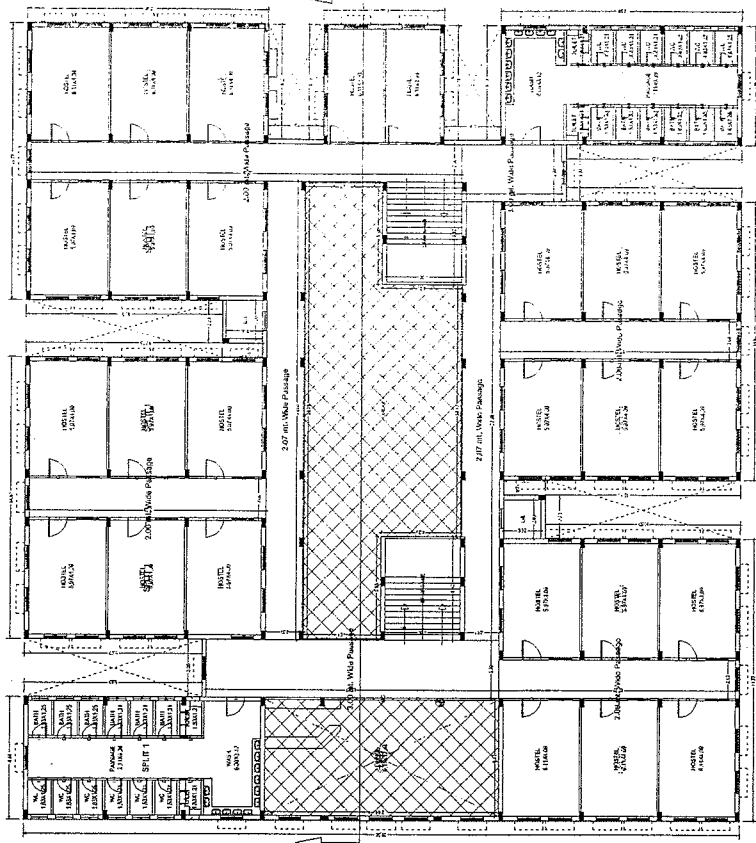


A. Lakshman Rao
A. LAKSHMAN RAO
 M. ARCH., ICA
 REGISTERED ARCHITECTS
 REGISTRATION NO. 48129/MA

①
1993-11-11

1
2
3
4
5
6
7
8
9
10
11
12
13
14
15
16
17
18
19
20
21
22
23
24
25
26
27
28
29
30
31
32
33
34
35
36
37
38
39
40
41
42
43
44
45
46
47
48
49
50
51
52
53
54
55
56
57
58
59
60
61
62
63
64
65
66
67
68
69
70
71
72
73
74
75
76
77
78
79
80
81
82
83
84
85
86
87
88
89
90
91
92
93
94
95
96
97
98
99
100

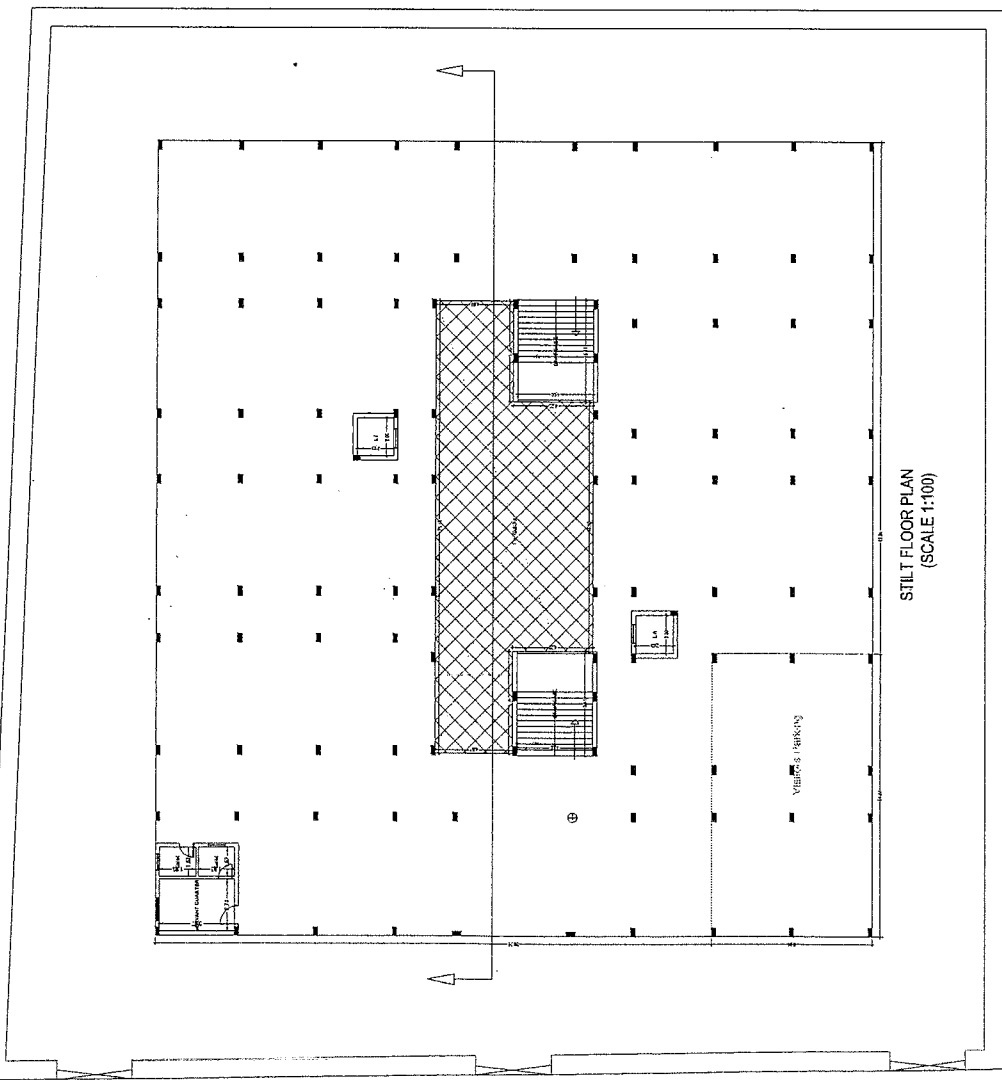
DATE: 15/07/2018
 PROJECT: 15/07/2018
 DRAWING NO: 15/07/2018
 SHEET NO: 15/07/2018
 PROJECT: 15/07/2018
 DRAWING NO: 15/07/2018
 SHEET NO: 15/07/2018



GENERAL NOTES:
 1. ROOMS ARE TO BE FINISHED AS PER ARCHITECT'S DRAWING.
 2. ALL WORK IS TO BE DONE IN ACCORDANCE WITH THE ARCHITECT'S DRAWING.
 3. ALL MATERIALS TO BE USED ARE TO BE OF THE BEST QUALITY AND AS PER ARCHITECT'S DRAWING.

NO.	REVISION	DATE
1	ISSUED FOR PERMIT	15/07/2018
2	ISSUED FOR PERMIT	15/07/2018
3	ISSUED FOR PERMIT	15/07/2018
4	ISSUED FOR PERMIT	15/07/2018
5	ISSUED FOR PERMIT	15/07/2018
6	ISSUED FOR PERMIT	15/07/2018
7	ISSUED FOR PERMIT	15/07/2018
8	ISSUED FOR PERMIT	15/07/2018
9	ISSUED FOR PERMIT	15/07/2018
10	ISSUED FOR PERMIT	15/07/2018

LAKSHMAN RAO
 ARCHITECT
 REGISTERED ARCHITECTS
 REGISTRATION NO. 48129/M

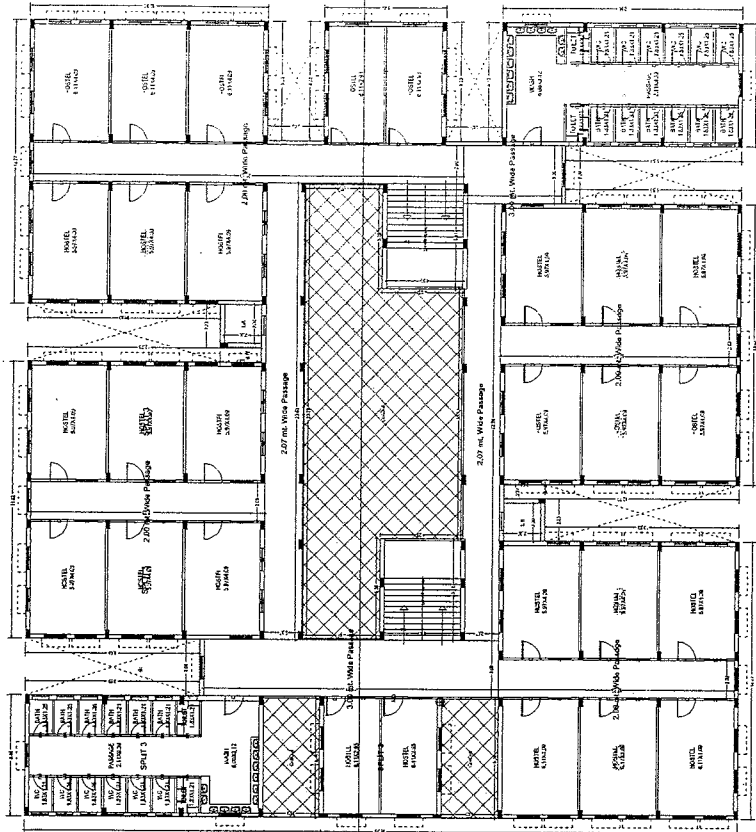


STILT FLOOR PLAN
 (SCALE 1:100)

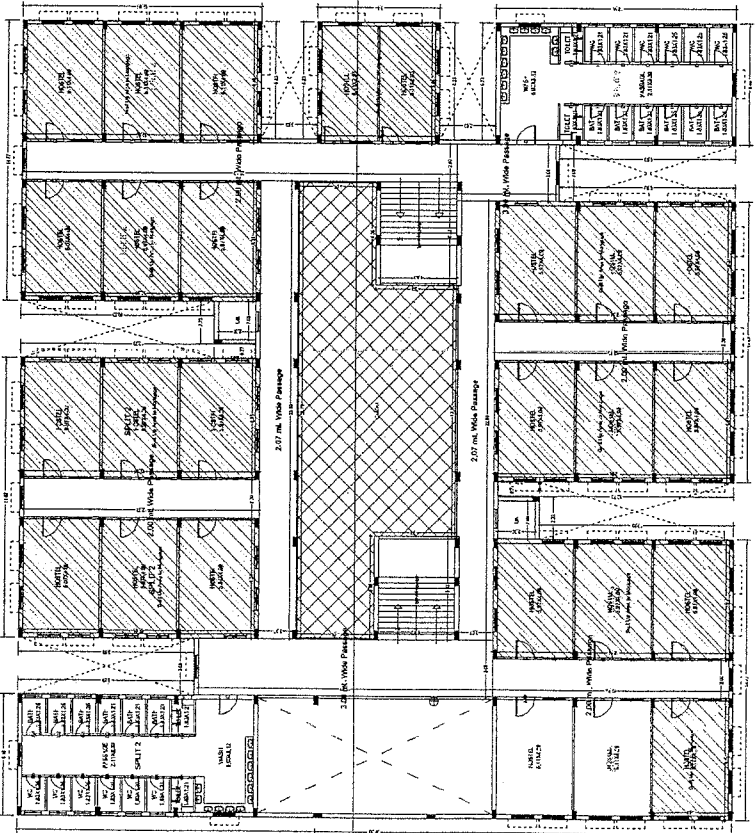
④
BANK

Handwritten scribbles and marks on the left side of the page.

STATE OF TEXAS, COUNTY OF DALLAS, ARCHITECT'S OFFICE
 LAKSHMAN RAO ARCHITECTS, P.C. 1400 WEST LOOP SOUTH, SUITE 1000, DALLAS, TEXAS 75203
 PROJECT: 1400 WEST LOOP SOUTH, PHASE II, OFFICE BUILDING, 1400 WEST LOOP SOUTH, DALLAS, TEXAS 75203
 DRAWING NO.: 1400 WEST LOOP SOUTH, PHASE II, OFFICE BUILDING, 1400 WEST LOOP SOUTH, DALLAS, TEXAS 75203
 DATE: 08/12/1984



FLOOR 2 - 2ND FLOOR PLAN
 SCALE: 1/8" = 1'-0"



FLOOR 3 - 3RD FLOOR PLAN
 SCALE: 1/8" = 1'-0"

TABLE 1 - SUMMARY OF GENERAL BUILDING DATA


Item	Description	Quantity	Unit	Notes
1	Concrete Slab	10,000	Sq. Yds.	
2	Reinforcing Steel	100	Tons	
3	Formwork	20,000	Sq. Yds.	
4	Foundation	100	Linear Ft.	
5	Structural Steel	50	Tons	
6	Roofing	10,000	Sq. Yds.	
7	Interior Finishes	10,000	Sq. Yds.	
8	Exterior Finishes	10,000	Sq. Yds.	
9	Mechanical	100	Sq. Yds.	
10	Electrical	100	Sq. Yds.	
11	Plumbing	100	Sq. Yds.	
12	Paint	10,000	Sq. Yds.	
13	Glazing	10,000	Sq. Yds.	
14	Site Work	10,000	Sq. Yds.	
15	Landscaping	10,000	Sq. Yds.	
16	Construction	10,000	Sq. Yds.	
17	Professional Fees	10,000	Sq. Yds.	
18	Permits	10,000	Sq. Yds.	
19	Insurance	10,000	Sq. Yds.	
20	Contingency	10,000	Sq. Yds.	

L.R.
LAKSHMAN RAO
 M. ARCH., B.C.A.
 REGISTERED ARCHITECTS
 REGISTRATION NO. 48129/84

④
10/10/10

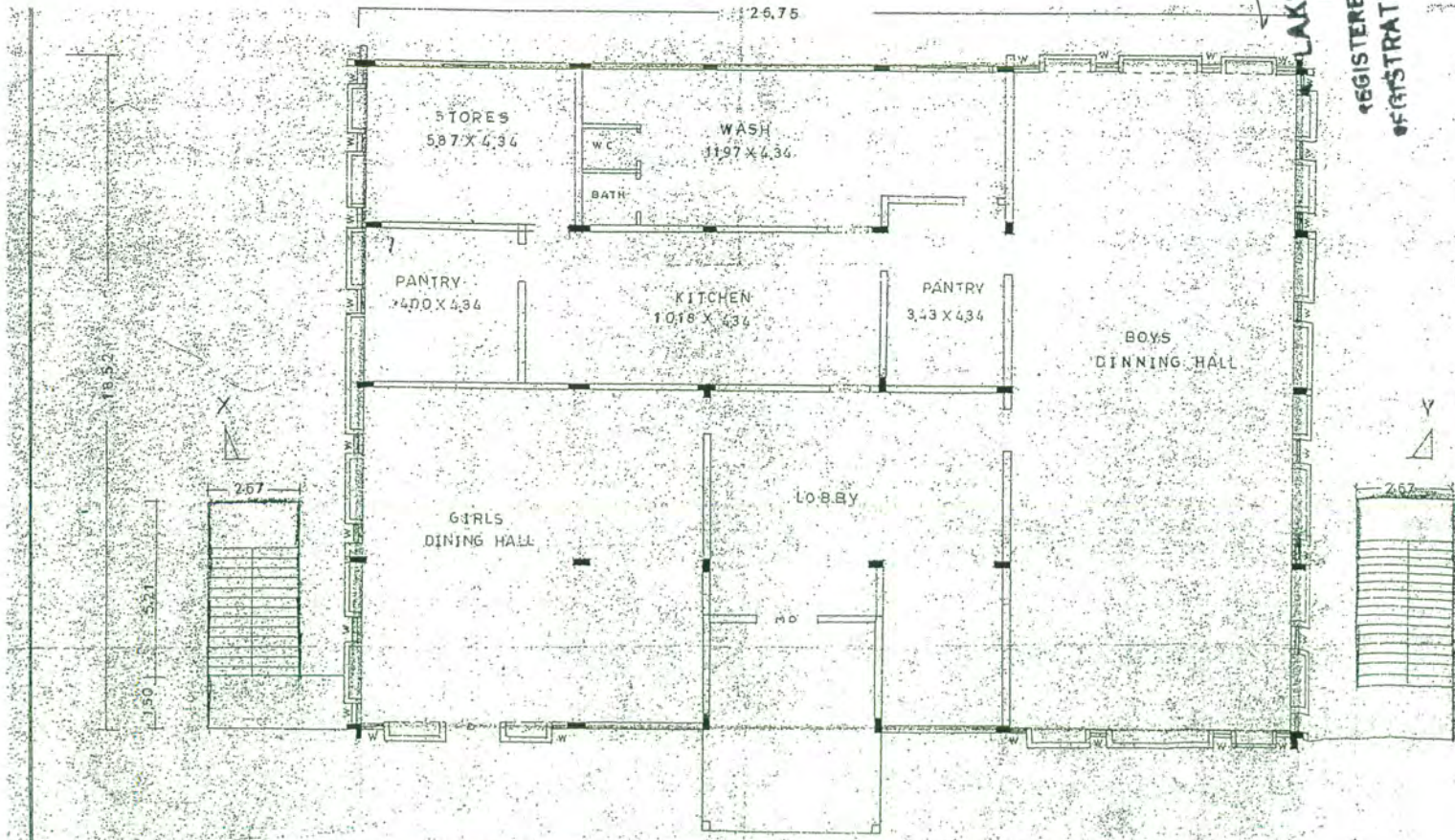
1
2
3
4
5
6
7
8
9
10
11
12
13
14
15
16
17
18
19
20
21
22
23
24
25
26
27
28
29
30
31
32
33
34
35
36
37
38
39
40
41
42
43
44
45
46
47
48
49
50
51
52
53
54
55
56
57
58
59
60
61
62
63
64
65
66
67
68
69
70
71
72
73
74
75
76
77
78
79
80
81
82
83
84
85
86
87
88
89
90
91
92
93
94
95
96
97
98
99
100

PLAN SHOWING THE PROPOSED FIRST FLOOR OF CANTEEN OF
BUILDING FOR VR SIDDHARTHA ENGINEERING COLLEGE IN R



ELEVATION.

LAKSHMAN RAO
M. ARCH., MCA
REGISTERED ARCHITECTS
REGISTRATION NO. 48129/15A



EXISTING GROUND FLOOR PLAN

విజయవాడ-గుంటూరు-తెనాలి-మంగళగిరి

పట్టణాభివృద్ధి సంస్థ, విజయవాడ (ఆం. ప్ర)

698-204 కై.నె. పి.కె-1341/05

ఉత్తరులలో జారీచేసిన విబంధనల ప్రకారము

ప్రాముఖ్యతపరిచిన ప్లాను అనుమతించబడినది

అనుమతి సంఖ్య - B.P.No. 58/06

(Signature)
 ఉపాధ్యక్షుడు తరపున.

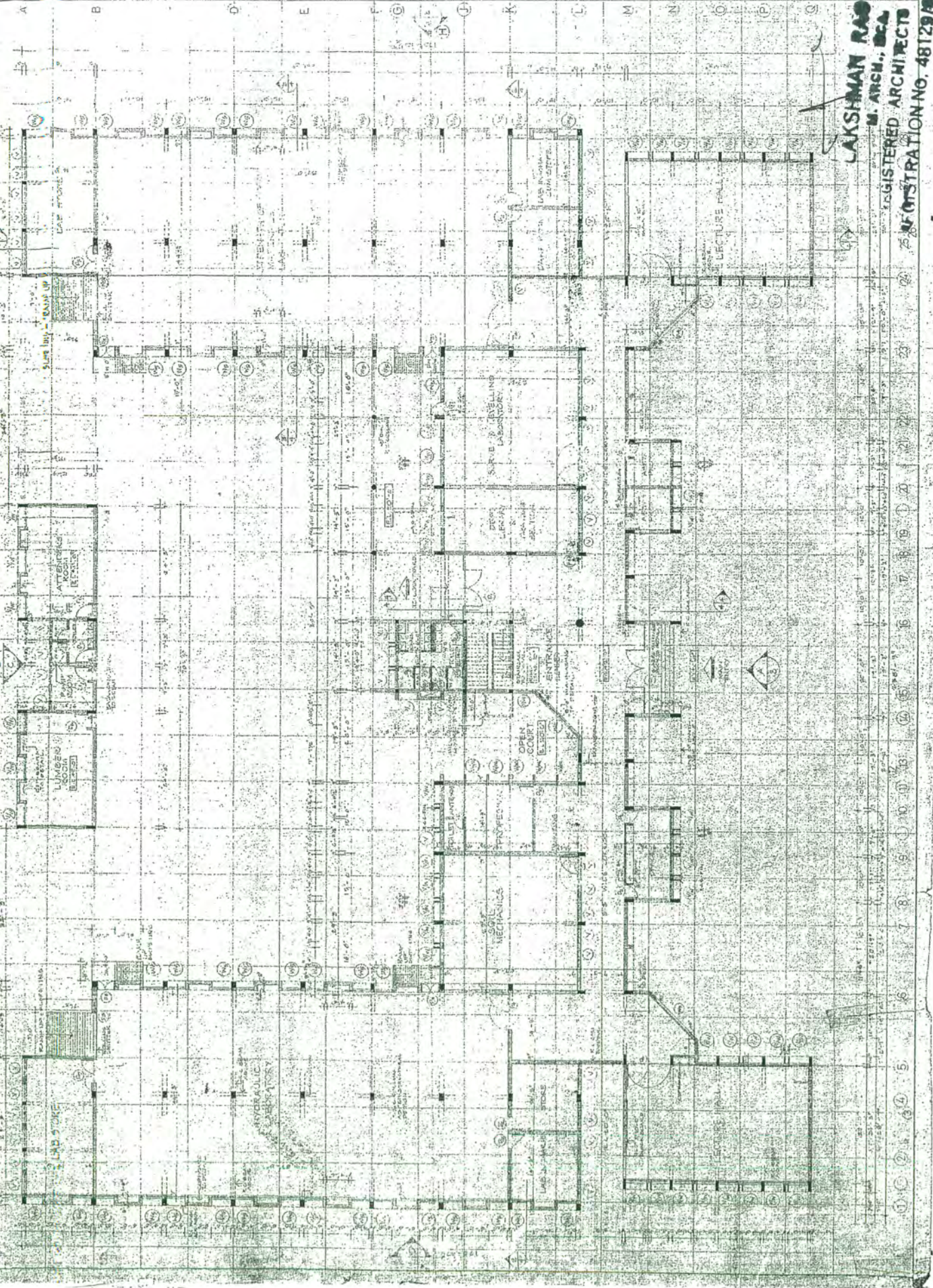
24/4/06
 26/4/06
 28/4/06

APD
 JPC

6
C. G. ...



SIDDHARTHA ENGINEERING COLLEGE VIJAYAWADA



NOTES:
1. ALL DIMENSIONS ARE IN METERS.
2. ALL WORK IS TO BE DONE IN ACCORDANCE WITH THE SPECIFICATIONS OF THE BIDDING DOCUMENT.
3. THE CONTRACTOR SHALL BE RESPONSIBLE FOR OBTAINING ALL NECESSARY PERMITS AND APPROVALS FROM THE LOCAL AUTHORITIES.
4. THE CONTRACTOR SHALL MAINTAIN ACCESS TO ALL ADJACENT PROPERTIES AT ALL TIMES.
5. THE CONTRACTOR SHALL BE RESPONSIBLE FOR THE PROTECTION OF ALL EXISTING UTILITIES AND STRUCTURES.
6. THE CONTRACTOR SHALL MAINTAIN A SAFE WORKING ENVIRONMENT AT ALL TIMES.
7. THE CONTRACTOR SHALL BE RESPONSIBLE FOR THE DISPOSAL OF ALL WASTE MATERIALS.
8. THE CONTRACTOR SHALL BE RESPONSIBLE FOR THE PROTECTION OF THE ENVIRONMENT.
9. THE CONTRACTOR SHALL BE RESPONSIBLE FOR THE PROTECTION OF ALL ADJACENT PROPERTIES.
10. THE CONTRACTOR SHALL BE RESPONSIBLE FOR THE PROTECTION OF ALL EXISTING UTILITIES AND STRUCTURES.

FOR LICENSE OF DESIGN & TECHNICAL DRAWING
LAKSHMAN RAO
M. ARCH., ICA
REGISTERED ARCHITECTS
REGISTRATION NO. 48129/A

CIVIL ENGINEERING FACILITY
GROUND FLOOR PLAN

PADCIRO
1A

LAKSHMAN RAO
M. ARCH., ICA
REGISTERED ARCHITECTS
REGISTRATION NO. 48129/A

1 2 3 4 5 6 7 8 9 10 11 12 13 14 15 16 17

A B C D E F G H I J K L M N O P Q

1 2 3 4 5 6 7 8 9 10 11 12 13 14 15 16 17

016

VIJAYAWADA - 520002 (A.P)

Permission is accorded as per plan

~~Conditioned~~ plan subject to the conditions

In Lr No C3 723/80 dt ... 7/11/80

PERMIT NO. B.P. 40/80

VICE-CHAIRMAN

[Signature]
M 19/11

PLANS APPROVED

Subject to the conditions laid down in the office proceedings in the order ~~of~~ dated 2/5/80


B-1-81

[Signature]
Secretary, 6/11/81

GRAM PANCHAYAT,
KANUR, KRISHNA Dt.

[Signature]
6/11/81

SIDDHARTHA ENGINEERING COLLEGE ~ VIJAYAWADA



1. ALL DIMENSIONS ARE IN METERS UNLESS OTHERWISE SPECIFIED.
2. FINISHES TO BE AS PER SPECIFICATION.
3. ALL WORK TO BE DONE IN ACCORDANCE WITH THE LATEST PRACTICES.
4. ALL WORK TO BE DONE IN ACCORDANCE WITH THE LATEST PRACTICES.
5. ALL WORK TO BE DONE IN ACCORDANCE WITH THE LATEST PRACTICES.
6. ALL WORK TO BE DONE IN ACCORDANCE WITH THE LATEST PRACTICES.
7. ALL WORK TO BE DONE IN ACCORDANCE WITH THE LATEST PRACTICES.
8. ALL WORK TO BE DONE IN ACCORDANCE WITH THE LATEST PRACTICES.
9. ALL WORK TO BE DONE IN ACCORDANCE WITH THE LATEST PRACTICES.
10. ALL WORK TO BE DONE IN ACCORDANCE WITH THE LATEST PRACTICES.
11. ALL WORK TO BE DONE IN ACCORDANCE WITH THE LATEST PRACTICES.
12. ALL WORK TO BE DONE IN ACCORDANCE WITH THE LATEST PRACTICES.
13. ALL WORK TO BE DONE IN ACCORDANCE WITH THE LATEST PRACTICES.
14. ALL WORK TO BE DONE IN ACCORDANCE WITH THE LATEST PRACTICES.
15. ALL WORK TO BE DONE IN ACCORDANCE WITH THE LATEST PRACTICES.
16. ALL WORK TO BE DONE IN ACCORDANCE WITH THE LATEST PRACTICES.
17. ALL WORK TO BE DONE IN ACCORDANCE WITH THE LATEST PRACTICES.

CIVIL ENGINEERING FACULTY
FIRST FLOOR PLAN

PABGRO

2

LAXSHMAN RAO
M. ARCH., BCL

REGISTERED ARCHITECTS
REGISTRATION NO. 48129/84

VIJAYAWADA-GUNTUR-TENALI-MANGALAGIRI

Urban Development Authority

V I J A Y A W A D A - 520 002 (A. P)

Permission is accorded as per plan

Condition-Plan subject to the Conditions

Letter No C-3 723/80 Dt. 11/1/80

PERMIT NO. B.P. 40/80

VICE-CHAIRMAN

[Signature]
18/11

PLANS APPROVED

Subscribed to the conditions laid down in the office proceedings in Reg No. 206/80 dated 6-1-81.

[Signature]
Secretary
GRAM PANCHAYAT,
KANUR, KRISHNA Dt.
6/1/81

VIJAYAWADA GUNTUR-TELAMANGALAGIRI
Urban Development Authority
VIJAYAWADA - 520002 (A.P)

Permisation is accorded as per plan
Corrected plan subject to the conditions
In Lr No C3. 723/80 dt. 14/80
PERMIT NO. B.P. 40/80

[Signature]
VICE CHAIRMAN
19/11/81

PLANS APPROVED

Subject to the conditions
and drawn in the office
proceeding Rs. 100/-
dated 6/8/81.

[Signature]
Executive Officer,
GRAM PANCHAYAT,
KANUR, KRISHNA Dt.
6/11/81

VIJAYAWADA GUNTUR-TENALI-MANGALAGIRI

Urban Development Authority

V I J A Y A W A D A - 520002 (A.P)

Permission is accorded as per plan

Corrected plan subject to the Conditions

In Lt No C3723/80 Dt. 11/80

PERMIT NO. B.P. 40/80

VICE-CHAIRMAN

[Signature]
10/11

PLANS APPROVED

Subject to the conditions

laid down in the office

proceeding. Ref No. 207/80

Dated 6-1-87.

[Signature]
6/1/87

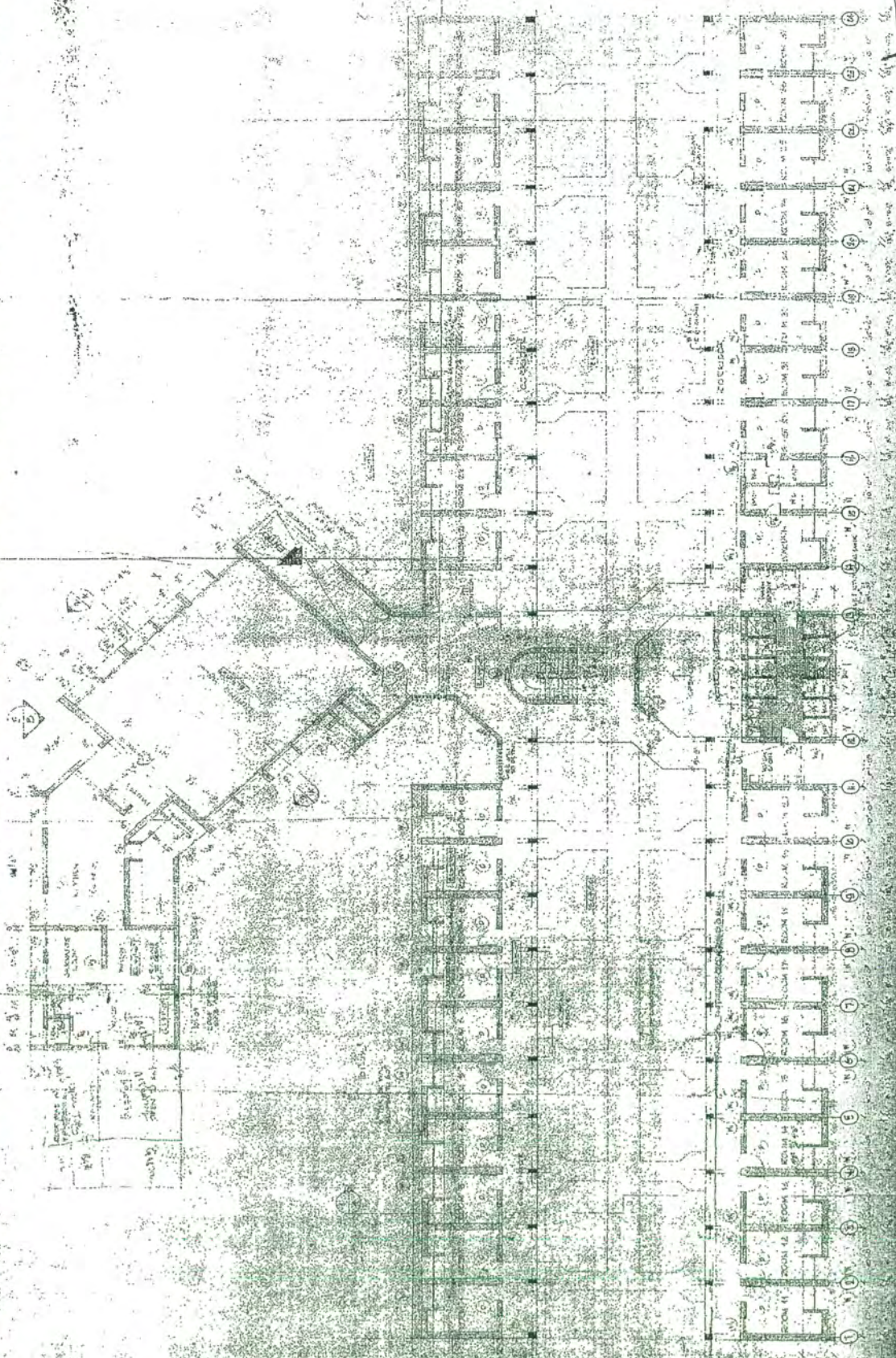
Secretary

GRAM PANCHAYATI

KANURU, KRISHNA

[Signature]
6/1/87

SIDDHARTHA ENGINEERING COLLEGE - VIJAYAWADA



APPROVED BY
MUNICIPAL AUTHORITY
VIJAYAWADA

STUDENTS HOUSING
GROUND FLOOR PLAN

PAADCO
PUNJAB 443
15, 16, 17, 18, 19, 20, 21, 22, 23, 24, 25, 26, 27, 28, 29, 30, 31, 32, 33, 34, 35, 36, 37, 38, 39, 40, 41, 42, 43, 44, 45, 46, 47, 48, 49, 50, 51, 52, 53, 54, 55, 56, 57, 58, 59, 60, 61, 62, 63, 64, 65, 66, 67, 68, 69, 70, 71, 72, 73, 74, 75, 76, 77, 78, 79, 80, 81, 82, 83, 84, 85, 86, 87, 88, 89, 90, 91, 92, 93, 94, 95, 96, 97, 98, 99, 100, 101, 102, 103, 104, 105, 106, 107, 108, 109, 110, 111, 112, 113, 114, 115, 116, 117, 118, 119, 120, 121, 122, 123, 124, 125, 126, 127, 128, 129, 130, 131, 132, 133, 134, 135, 136, 137, 138, 139, 140, 141, 142, 143, 144, 145, 146, 147, 148, 149, 150, 151, 152, 153, 154, 155, 156, 157, 158, 159, 160, 161, 162, 163, 164, 165, 166, 167, 168, 169, 170, 171, 172, 173, 174, 175, 176, 177, 178, 179, 180, 181, 182, 183, 184, 185, 186, 187, 188, 189, 190, 191, 192, 193, 194, 195, 196, 197, 198, 199, 200, 201, 202, 203, 204, 205, 206, 207, 208, 209, 210, 211, 212, 213, 214, 215, 216, 217, 218, 219, 220, 221, 222, 223, 224, 225, 226, 227, 228, 229, 230, 231, 232, 233, 234, 235, 236, 237, 238, 239, 240, 241, 242, 243, 244, 245, 246, 247, 248, 249, 250, 251, 252, 253, 254, 255, 256, 257, 258, 259, 260, 261, 262, 263, 264, 265, 266, 267, 268, 269, 270, 271, 272, 273, 274, 275, 276, 277, 278, 279, 280, 281, 282, 283, 284, 285, 286, 287, 288, 289, 290, 291, 292, 293, 294, 295, 296, 297, 298, 299, 300, 301, 302, 303, 304, 305, 306, 307, 308, 309, 310, 311, 312, 313, 314, 315, 316, 317, 318, 319, 320, 321, 322, 323, 324, 325, 326, 327, 328, 329, 330, 331, 332, 333, 334, 335, 336, 337, 338, 339, 340, 341, 342, 343, 344, 345, 346, 347, 348, 349, 350, 351, 352, 353, 354, 355, 356, 357, 358, 359, 360, 361, 362, 363, 364, 365, 366, 367, 368, 369, 370, 371, 372, 373, 374, 375, 376, 377, 378, 379, 380, 381, 382, 383, 384, 385, 386, 387, 388, 389, 390, 391, 392, 393, 394, 395, 396, 397, 398, 399, 400, 401, 402, 403, 404, 405, 406, 407, 408, 409, 410, 411, 412, 413, 414, 415, 416, 417, 418, 419, 420, 421, 422, 423, 424, 425, 426, 427, 428, 429, 430, 431, 432, 433, 434, 435, 436, 437, 438, 439, 440, 441, 442, 443, 444, 445, 446, 447, 448, 449, 450, 451, 452, 453, 454, 455, 456, 457, 458, 459, 460, 461, 462, 463, 464, 465, 466, 467, 468, 469, 470, 471, 472, 473, 474, 475, 476, 477, 478, 479, 480, 481, 482, 483, 484, 485, 486, 487, 488, 489, 490, 491, 492, 493, 494, 495, 496, 497, 498, 499, 500, 501, 502, 503, 504, 505, 506, 507, 508, 509, 510, 511, 512, 513, 514, 515, 516, 517, 518, 519, 520, 521, 522, 523, 524, 525, 526, 527, 528, 529, 530, 531, 532, 533, 534, 535, 536, 537, 538, 539, 540, 541, 542, 543, 544, 545, 546, 547, 548, 549, 550, 551, 552, 553, 554, 555, 556, 557, 558, 559, 560, 561, 562, 563, 564, 565, 566, 567, 568, 569, 570, 571, 572, 573, 574, 575, 576, 577, 578, 579, 580, 581, 582, 583, 584, 585, 586, 587, 588, 589, 590, 591, 592, 593, 594, 595, 596, 597, 598, 599, 600, 601, 602, 603, 604, 605, 606, 607, 608, 609, 610, 611, 612, 613, 614, 615, 616, 617, 618, 619, 620, 621, 622, 623, 624, 625, 626, 627, 628, 629, 630, 631, 632, 633, 634, 635, 636, 637, 638, 639, 640, 641, 642, 643, 644, 645, 646, 647, 648, 649, 650, 651, 652, 653, 654, 655, 656, 657, 658, 659, 660, 661, 662, 663, 664, 665, 666, 667, 668, 669, 670, 671, 672, 673, 674, 675, 676, 677, 678, 679, 680, 681, 682, 683, 684, 685, 686, 687, 688, 689, 690, 691, 692, 693, 694, 695, 696, 697, 698, 699, 700, 701, 702, 703, 704, 705, 706, 707, 708, 709, 710, 711, 712, 713, 714, 715, 716, 717, 718, 719, 720, 721, 722, 723, 724, 725, 726, 727, 728, 729, 730, 731, 732, 733, 734, 735, 736, 737, 738, 739, 740, 741, 742, 743, 744, 745, 746, 747, 748, 749, 750, 751, 752, 753, 754, 755, 756, 757, 758, 759, 760, 761, 762, 763, 764, 765, 766, 767, 768, 769, 770, 771, 772, 773, 774, 775, 776, 777, 778, 779, 780, 781, 782, 783, 784, 785, 786, 787, 788, 789, 790, 791, 792, 793, 794, 795, 796, 797, 798, 799, 800, 801, 802, 803, 804, 805, 806, 807, 808, 809, 810, 811, 812, 813, 814, 815, 816, 817, 818, 819, 820, 821, 822, 823, 824, 825, 826, 827, 828, 829, 830, 831, 832, 833, 834, 835, 836, 837, 838, 839, 840, 841, 842, 843, 844, 845, 846, 847, 848, 849, 850, 851, 852, 853, 854, 855, 856, 857, 858, 859, 860, 861, 862, 863, 864, 865, 866, 867, 868, 869, 870, 871, 872, 873, 874, 875, 876, 877, 878, 879, 880, 881, 882, 883, 884, 885, 886, 887, 888, 889, 890, 891, 892, 893, 894, 895, 896, 897, 898, 899, 900, 901, 902, 903, 904, 905, 906, 907, 908, 909, 910, 911, 912, 913, 914, 915, 916, 917, 918, 919, 920, 921, 922, 923, 924, 925, 926, 927, 928, 929, 930, 931, 932, 933, 934, 935, 936, 937, 938, 939, 940, 941, 942, 943, 944, 945, 946, 947, 948, 949, 950, 951, 952, 953, 954, 955, 956, 957, 958, 959, 960, 961, 962, 963, 964, 965, 966, 967, 968, 969, 970, 971, 972, 973, 974, 975, 976, 977, 978, 979, 980, 981, 982, 983, 984, 985, 986, 987, 988, 989, 990, 991, 992, 993, 994, 995, 996, 997, 998, 999, 1000

RASHMAN RAO
M. ARCHT., MCA.
REGISTERED ARCHITECTS
REGISTRATION NO. 48120/MA

⑤
G. N. S. Rao

VIJAYAWADA-GUNTUR-TENALIM-ANGALAGIRI

Urban Use/Development Authority

VIJAYAWADA - 520002 (A.P)

Permission is accorded as per plan

Unsettled Plan - subject to the Conditions

In Lr No C. 723/80 dt ... 11/1/80

PERMIT NO BP 40/80

VICE-CHAIRMAN

[Signature]
15/1/80

PLANS APPROVED

subject to the conditions laid down in the office proceedings for no. 26/80 dated 6.1.81.

[Signature]
6/1/81

Secretary
GRAM PANCHAYAT,
GUNTUR, KRISHNA Dt

NOTICE

6

VJAYAWADA-GUNTUR-TENALI-MANGALAGIRI
Urban Development Authority
V J A Y A W A D A - 520 002 (A.P)

Permission is accorded as per plan
Government plan subject to the conditions
In Lr. No. 2723/80 of 14/80
PERMIT NO. B.P. 40/80


[Signature]
VICE CHAIRMAN
[Signature]
6/11

PLANS APPROVED

Subject to the conditions laid
down in the office proceeding
No. 2723/80 dated 6/1/81

[Signature]
Secretary
GRAM PANCHAYAT,
KANDURU, KURUPAKOTA

SIDDHARTHA ENGINEERING COLLEGE ~ VIJAYAWADA



STUDENTS' HOUSING
SECOND FLOOR PLAN

PADGIRI
P. LAKSHMAN RAO
M. ARCH., ICA
REGISTERED ARCHITECTS
NO. 48129/DJ

DATE: 15/11/2018
SCALE: 1/80
PROJECT: STUDENTS' HOUSING

1. ALL DIMENSIONS ARE IN METERS.
2. ALL DIMENSIONS ARE TO FACE UNLESS SPECIFIED OTHERWISE.
3. ALL DIMENSIONS ARE TO FACE UNLESS SPECIFIED OTHERWISE.
4. ALL DIMENSIONS ARE TO FACE UNLESS SPECIFIED OTHERWISE.
5. ALL DIMENSIONS ARE TO FACE UNLESS SPECIFIED OTHERWISE.
6. ALL DIMENSIONS ARE TO FACE UNLESS SPECIFIED OTHERWISE.
7. ALL DIMENSIONS ARE TO FACE UNLESS SPECIFIED OTHERWISE.
8. ALL DIMENSIONS ARE TO FACE UNLESS SPECIFIED OTHERWISE.
9. ALL DIMENSIONS ARE TO FACE UNLESS SPECIFIED OTHERWISE.
10. ALL DIMENSIONS ARE TO FACE UNLESS SPECIFIED OTHERWISE.

LAKSHMAN RAO
M. ARCH., ICA
REGISTERED ARCHITECTS
NO. 48129/DJ

②
links 1000-1

VIJAYAWADA-GUNTUR-TENALI MANGALAGIRI
Urban Development Authority

VIJAYAWADA-520002 (A.P)

Permission is accorded as per plan

Corrected plan - 11/1/80 to the Conditions

In Lr No. C3 23/80 dt. 11/1/80

PERMIT NO. B.P. 49/80

[Signature]
VICE-CHAIRMAN

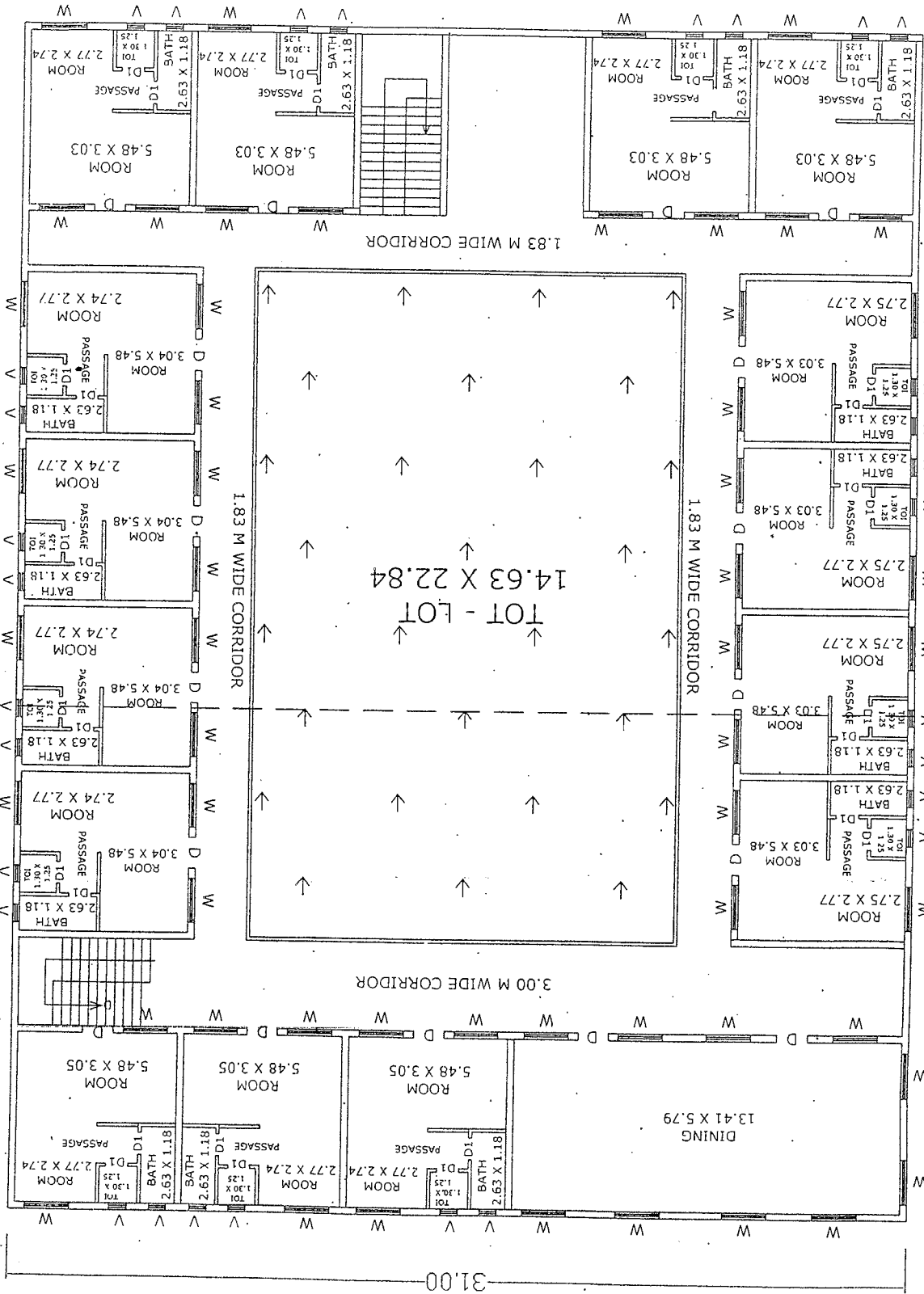
[Signature]
15/1/80

PLANS APPROVED

Subject to the conditions laid
down in the office proceedings
No. 208/80 dated 8-1-80.

[Signature]
Executive Officer,
GRAM PANCHAYATI,
KANURU, KRISHNA P.

GROUND FLOOR PLAN



LAKSHMAN RAO
M. ARCH., BCA
REGISTERED ARCHITECTS
REGISTRATION NO. 48129/04

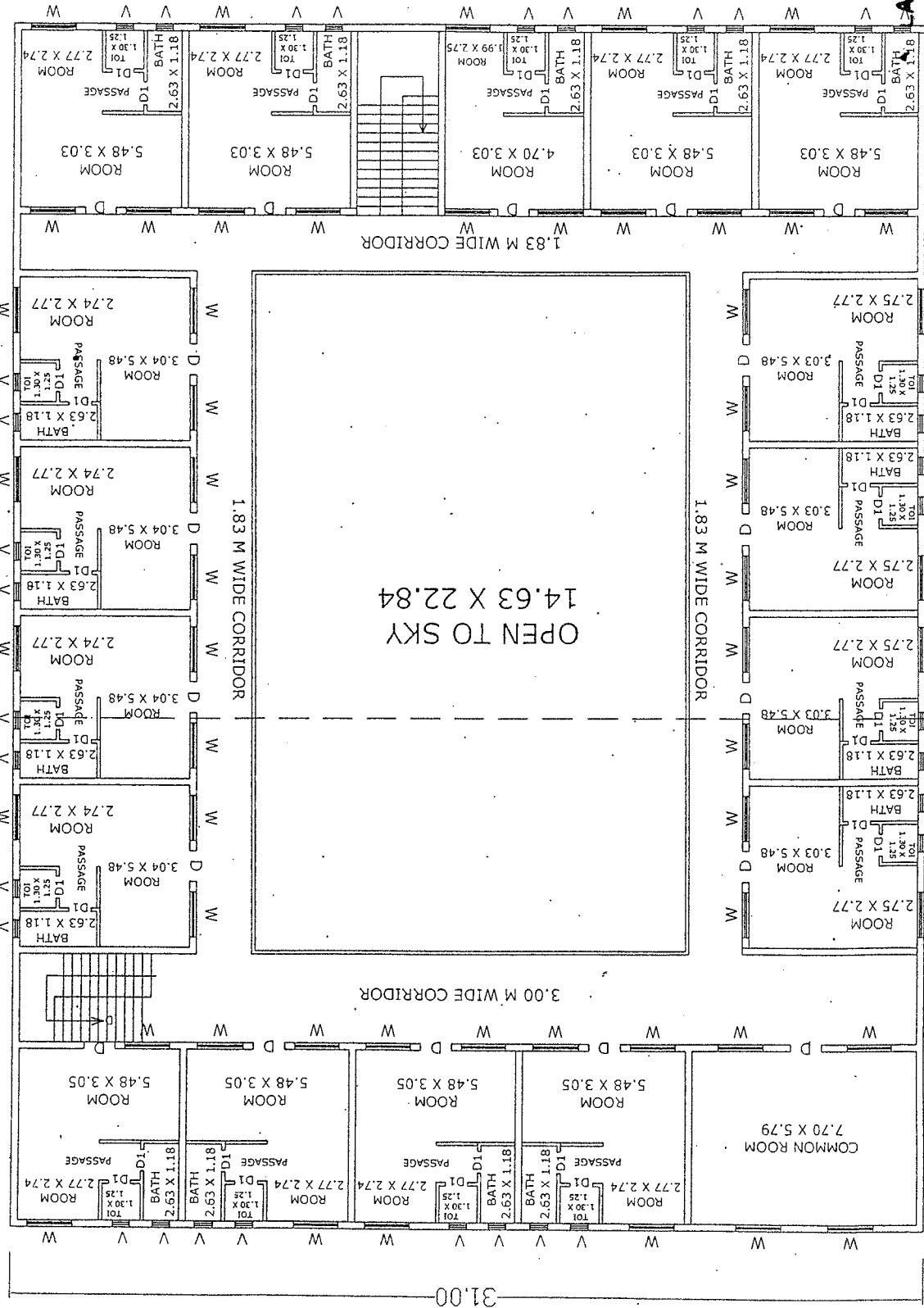
TYP. FLOOR PLAN

LAKSHMAN RAO

M. ARCH., MCA.

REGISTERED ARCHITECTS

REGISTRATION NO. 48129/84



DB

S

AREA STATEMENT:

TOTAL SITE AREA	:	20749.44 Sq.yd (17349.16 Sq.mts)
GROUND FLOOR AREA	:	917.94 Sq.mt
FIRST FLOOR AREA	:	917.94 Sq.mt
SECOND FLOOR AREA	:	917.94 Sq.mt
THIRD FLOOR AREA	:	917.94 Sq.mt
TOTAL PLINTH AREA	:	3671.76 Sq.mt
REQUIRED PARKING (20% OF BUILT - UP AREA)	:	367.17 Sq.m
PROVIDE PARKING	:	375.00 Sq.mt
VISITORS PARKING (10% OF BUILT - UP AREA)	:	36.71 Sq.m
PROVIDE PARKING	:	50.00 Sq.mt
REQUIRED TOT LOT AREA (5% OF BUILT - UP AREA)	:	433.72 Sq.m
PROVIDE TOT LOT AREA	:	458.15 Sq.mt
REQUIRED MORTGAGED AREA (5% OF BUILT - UP AREA)	:	183.58 Sq.mt
PROVIDE MORTGAGED AREA	:	193.44 Sq.mt

LAKSHMAN RAO
M. ARCH., BICA.
REGISTERED ARCHITECTS
REGISTRATION No 481291R

THE PLAN SHOWING THE PROPOSED CONSTRUCTION OF R.C.C. ROOF GROUND, FIRST, SECOND & THIRD FLOORS FOR WOMEN'S HOSTEL BUILDING IN R.S.NO: 246/2B, 247/1C, 247/2C AT KANURU VILLAGE, PENAMALLURU MANDAL, KRISHNA DIST. VELAGAPUDI RAMAKRISHNA SIDDHARTHA ENGINEERING COLLEGE.

Multi-Store Area in Ground, First & Second Floor : 391.81 Sq.m (10% in Total Built Up Area)

Provided Mortgage : 301.89 Sq.m

REFERENCE:

D	Door	: 1.00 X 2.00
D1	Door	: 0.75 X 1.00
W	Window	: 1.50 X 1.50
W1	Window	: 1.20 X 1.50
V	Ventilator	: 0.60 X 0.60

PROPOSED SHOWN
MORTGAGE SHOWN
GREENERY SHOWN

NOTE: ALL DIMENSIONS ARE IN METERS
SCALE - 1:100, SITE PLAN - 1:1000

AREA STATEMENT

Site Area : 10,374.72 Sq.yd (8574.59 Sq.m)

Ground Floor Area : 2164.21 Sq.m

First Floor Area : 917.54 Sq.m

Second Floor Area : 917.54 Sq.m

Third Floor Area : 917.54 Sq.m

Total Plinth Area : 3918.13 Sq.m

Re-Parking (20% Built Up Area) : 783.63 Sq.m

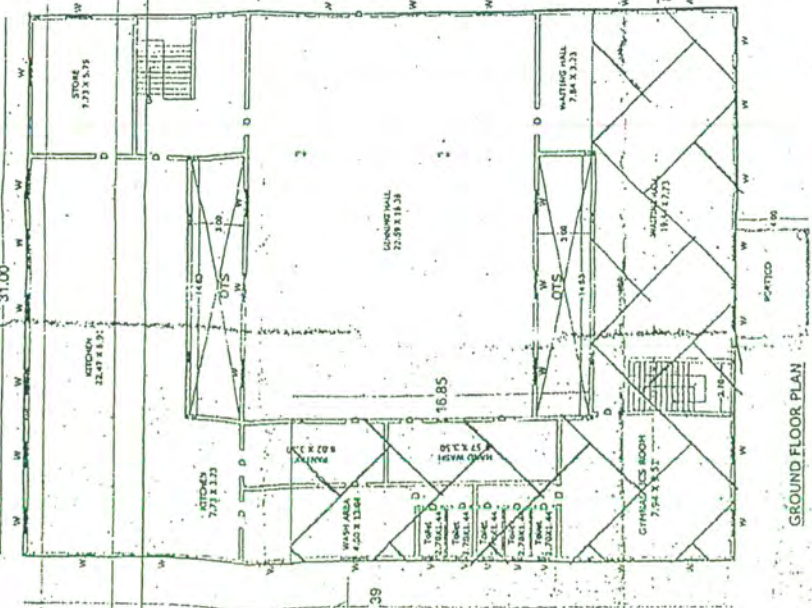
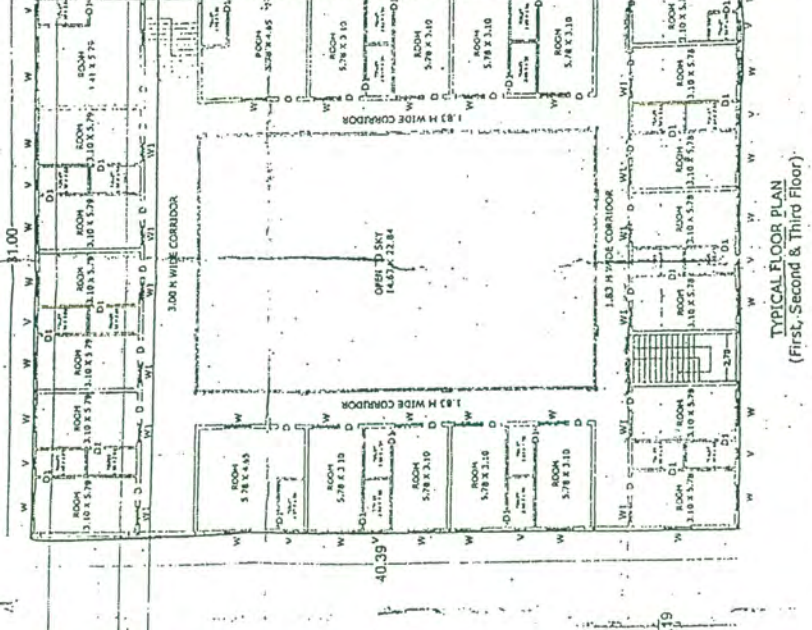
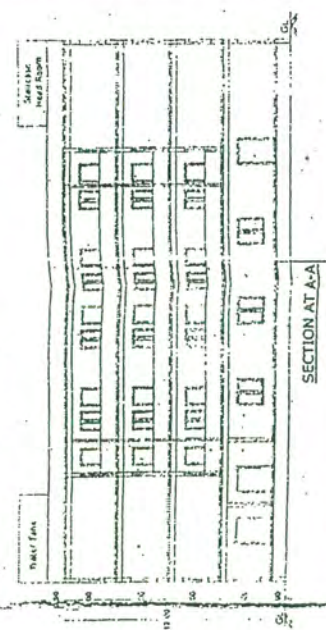
Visitors Parking (10% Re-Parking) : 78.35 Sq.m

Total Re-Parking : 861.99 Sq.m

Total Provided Parking : 1890.38 Sq.m

Re-Tenor (5% Site Area) : 433.73 Sq.m

Provided Tenor : 438.70 Sq.m



A. LAKSHMAN RAO
M. ARCH., MCA.
REGISTERED ARCHITECTS
REGISTRATION NO 48129/RA

SHEET 1

APPLICANT:

OFFICE USE ONLY:

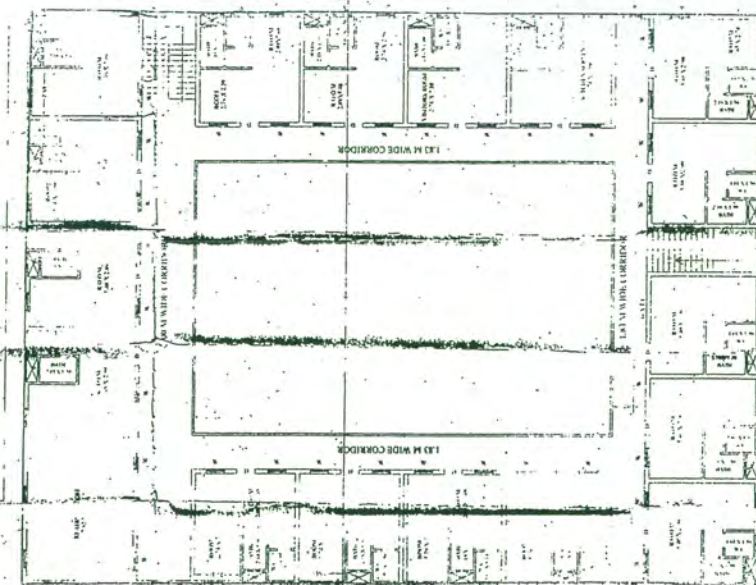
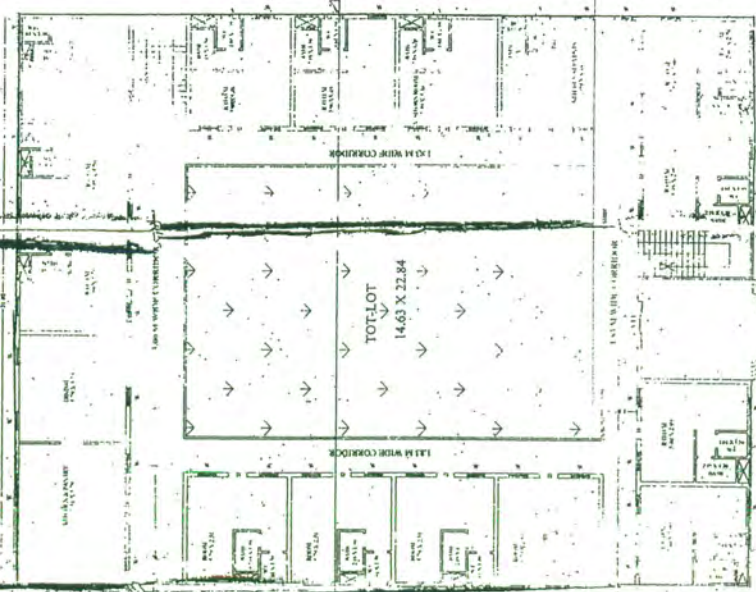
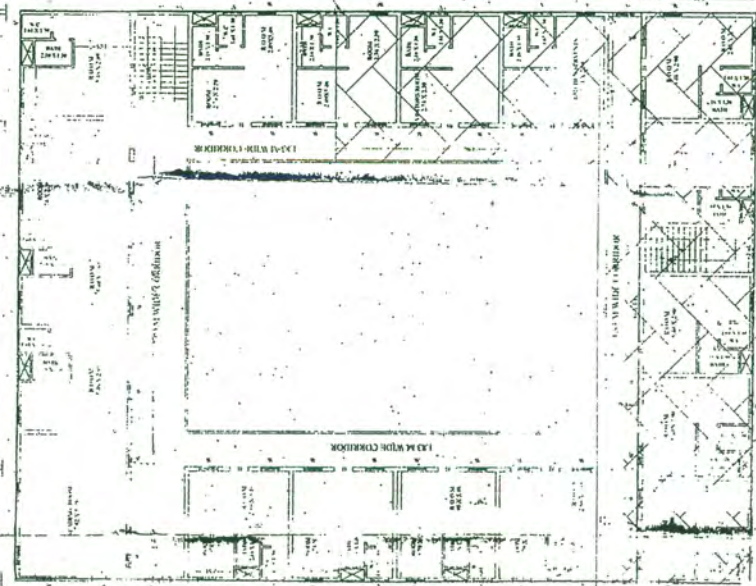

93

10
11
12
13
14
15
16
17
18
19
20
21
22
23
24
25
26
27
28
29
30
31
32
33
34
35
36
37
38
39
40
41
42
43
44
45
46
47
48
49
50
51
52
53
54
55
56
57
58
59
60
61
62
63
64
65
66
67
68
69
70
71
72
73
74
75
76
77
78
79
80
81
82
83
84
85
86
87
88
89
90
91
92
93
94
95
96
97
98
99
100

PLAN SHOWING THE PROPOSED CONSTRUCTION OF R.C.C ROOF GROUND, FIRST SECOND & THIRD FLOOR FOR WOMEN'S HOSTEL II IN R.S.NO:246/2B/27/1C, 247/2C AT KANURU VILLAGE, PENAMALURU MANDAL, KRISHNA DIST. VELAGAPUDI KANAKRISHNA SIDDHARTHA ENGINEERING COLLEGE, KANURU, VIJAYAWADA.

AREA STATEMENT:
 TOTAL SITE AREA: 10,374.72 Sq.Yds (8674.58 Sq.mts)
 ROAD WIDENING: 482.70 Sq.mts
 NET SITE AREA: 8189.98 Sq.mts
GROUND COVER AREA:
 FIRST FLOOR AREA: 917.84 Sq.mts
 SECOND FLOOR AREA: 917.84 Sq.mts
 THIRD FLOOR AREA: 917.84 Sq.mts
 TOTAL PLINTH AREA: 2753.52 Sq.mts
REQUIRED PARKING (10% OF PLINTH AREA): 275.35 Sq.mts
VISITORS PARKING (10% OF APPROXIMATE HOUSING): 71.43 Sq.mts
TOTAL REQUIRED PARKING: 867.80 Sq.mts
PROVIDED PARKING: 875 Sq.mts
REQUIRED TOT LOT AREA (10% OF TOTAL AREA): 458.15 Sq.mts
PROVIDED TOT LOT AREA: 459.44 Sq.mts
REQUIRED MORTGAGE AREA (10% OF NET SITE AREA): 357.17 Sq.mts
PROVIDED MORTGAGE AREA: 370.89 Sq.mts (Mortgage on First Floor)

NOTE:
 ALL DIMENSIONS ARE IN METERS
 PROPOSED SHOW: 100%
 ON WIDE GREENARY: 100%
WORKING DETAIL:
 DOOR: 1.06 X 2.10
 DOOR: 0.91 X 2.10
 WINDOW: 1.52 X 1.52
 VENTILATOR: 0.90 X 0.50



DETAILED GROUND FLOOR PLAN
 TOTAL LOT 14.65 X 22.84

PROPOSED FIRST FLOOR PLAN

LAKSHMAN RAO
 M. ARCH., MCA
 REGISTERED ARCHITECTS
 REGISTRATION NO 4R129/83

APPLICANT:

STRUCTURAL ENGINEER:

M. ARCH. C.
 M. ARCH. C.
 M. ARCH. C.

For the purpose of the project...

Handwritten signatures and stamps.

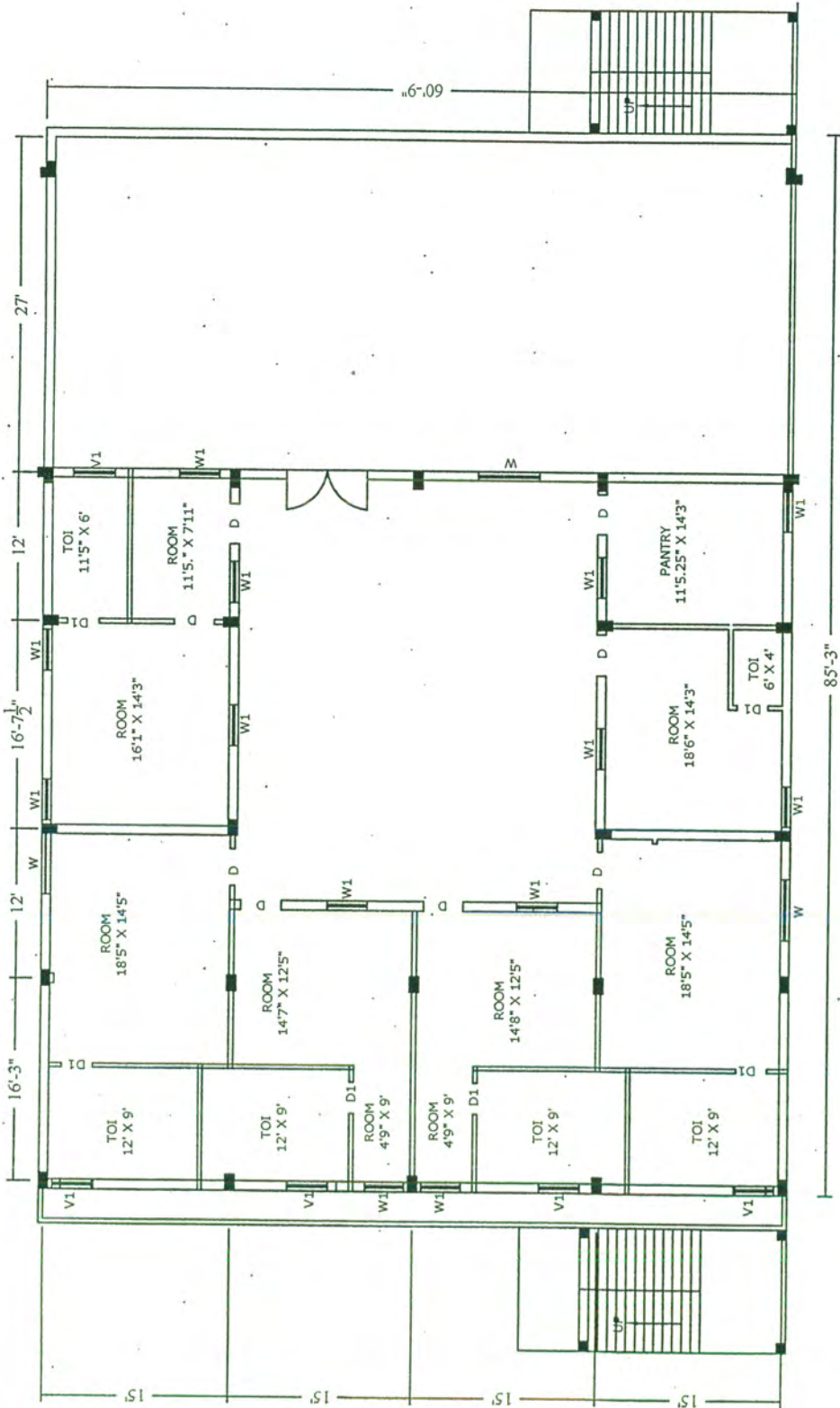
PROPOSED SECOND FLOOR PLAN

PROPOSED FIRST FLOOR PLAN

DETAILED GROUND FLOOR PLAN

100

100



SPECIFICATIONS:

DOORS:
 D-3'0"X6'0"
 D1-4'0"X6'0"

WINDOWS:
 W-1'6"X4'0"
 W1-4'0"X4'0"

AREA = 320 Sq.m.

APPLICANT:
 FOR SIDDHARTHA ACADEMY OF
 GENERAL & TECHNICAL EDUCATION

APPROVAL:
 PERMIT NO: B.S.NO:40/80.

V. R. SIDDHARTHA

ENGINEERING COLLEGE

GUEST HOUSE

SECOND FLOOR PLAN

A. LAKSHMAN RAO
 M. ARCH., MCA.
 REGISTERED ARCHITECTS
 REGISTRATION NO. 48129/M

④
GUSA 10116

Handwritten scribbles and faint markings in the upper left corner.

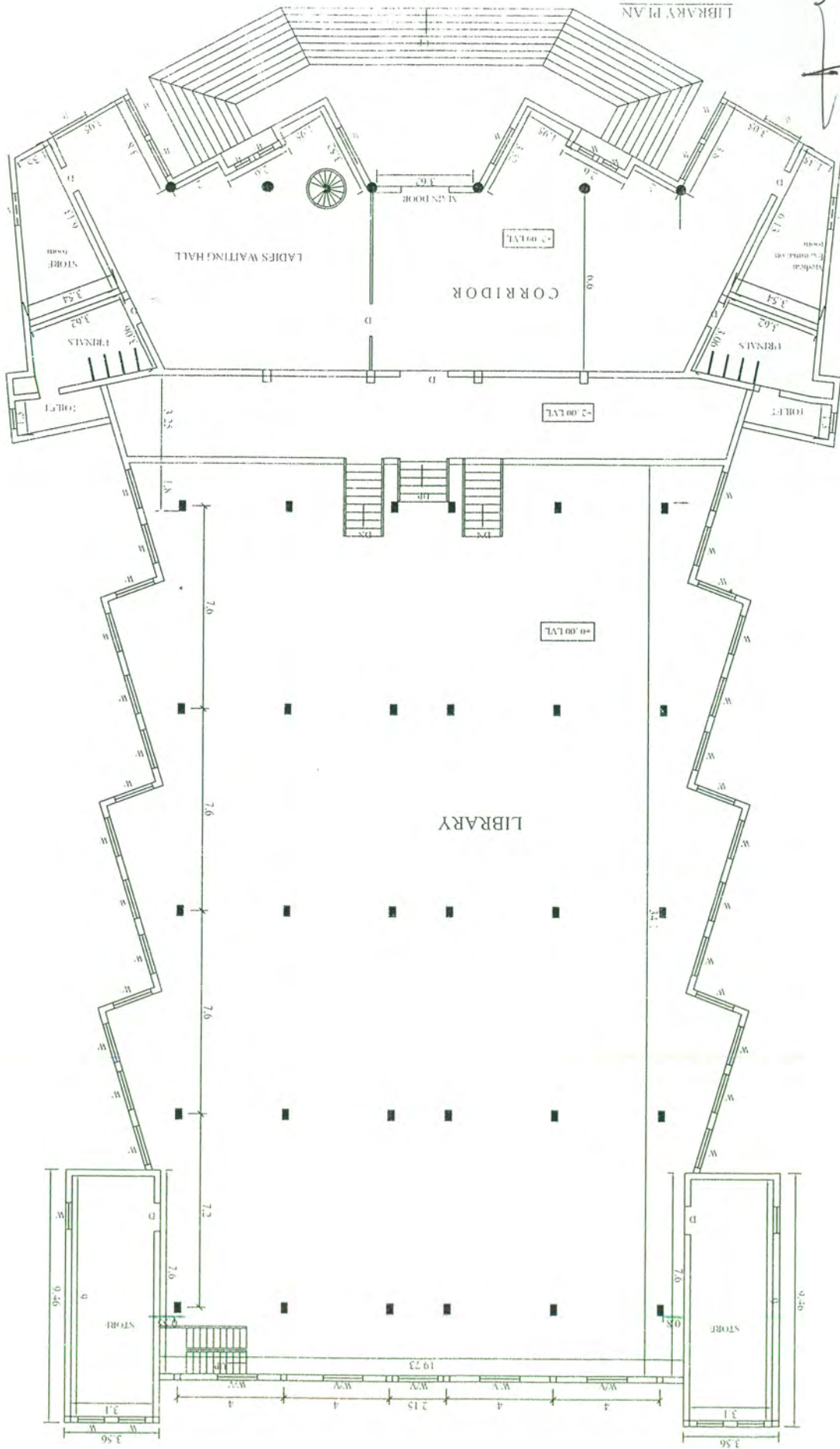
A small, curved handwritten mark or scribble in the lower left corner.

V.R. SIDDHAKTHA
ENGINEERING COLLEGE
PLAN OF LIBRARY

APPROVAL:
CENTRAL & TECHNICAL EDUCATION
FOR SIDDHAKTHA ACADEMY OF

SPECIFICATIONS:
D DOOR: 80X2.25M
D-1: 20X2.10M
D-2: 0.75X2.00M
WINDOW: 1.50X1.50M
VENTILATOR: 1.50X0.50

TOTAL AREA



ANSHUMAN KAU
M. ARCH., ECA,
REGISTERED ARCHITECTS
REGISTRATION NO. 48129/M

100

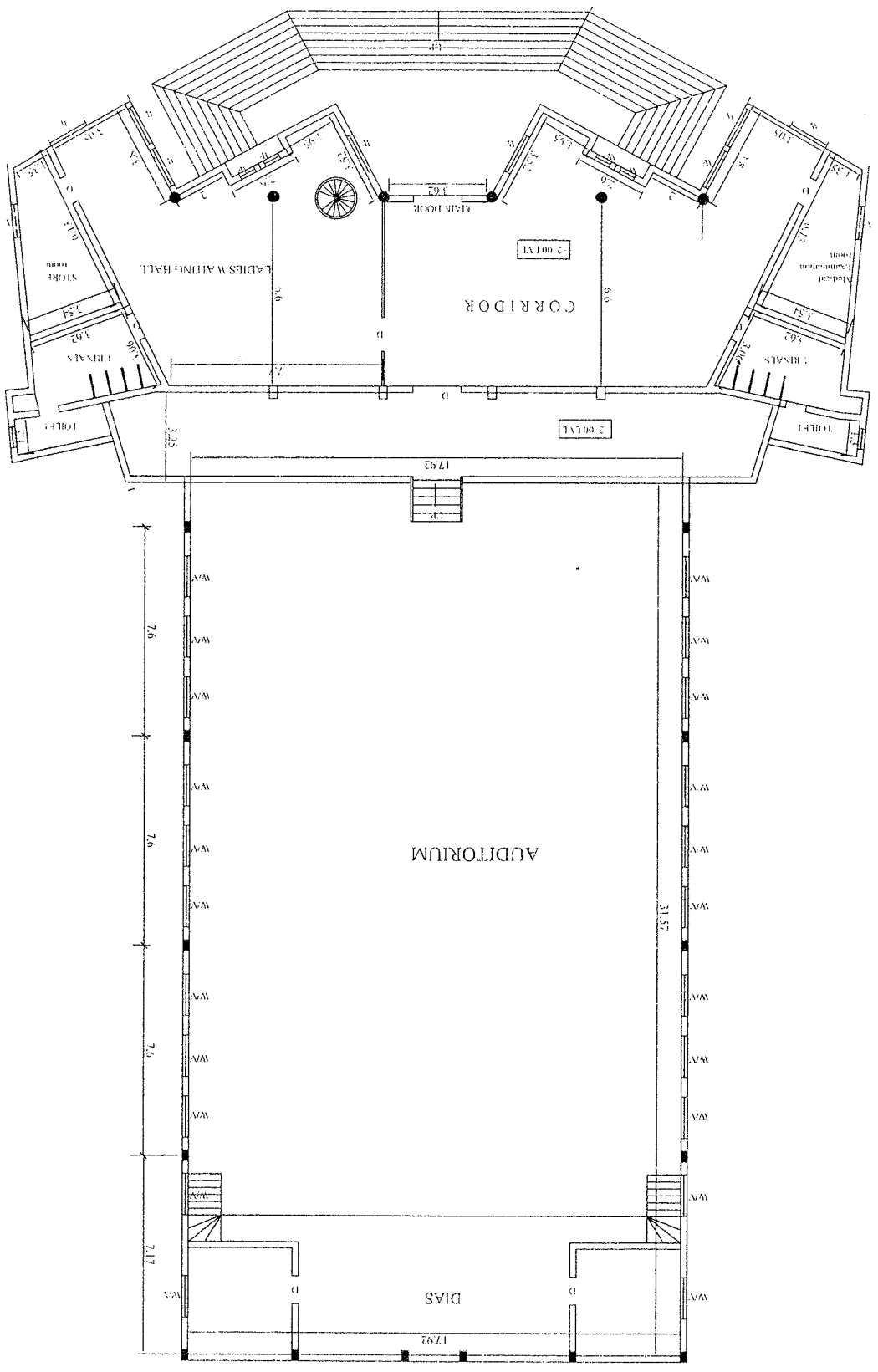
100

V.R. SIDHARTH
ENGINEERING COLLEGE
PLAN OF AUDITORIUM

APPROVAL
FOR SIDDHARTHA ACADEMY OF
GENERAL & TECHNICAL EDUCATION
NO. OF EXHIBITION
DATE 12/07/2019

SPECIFICATIONS
FOR FLOOR 1, 80X2.25M
ATTENTION 1, 80X2.25M
APPROVAL 1, 80X2.25M

FLOOR AREA

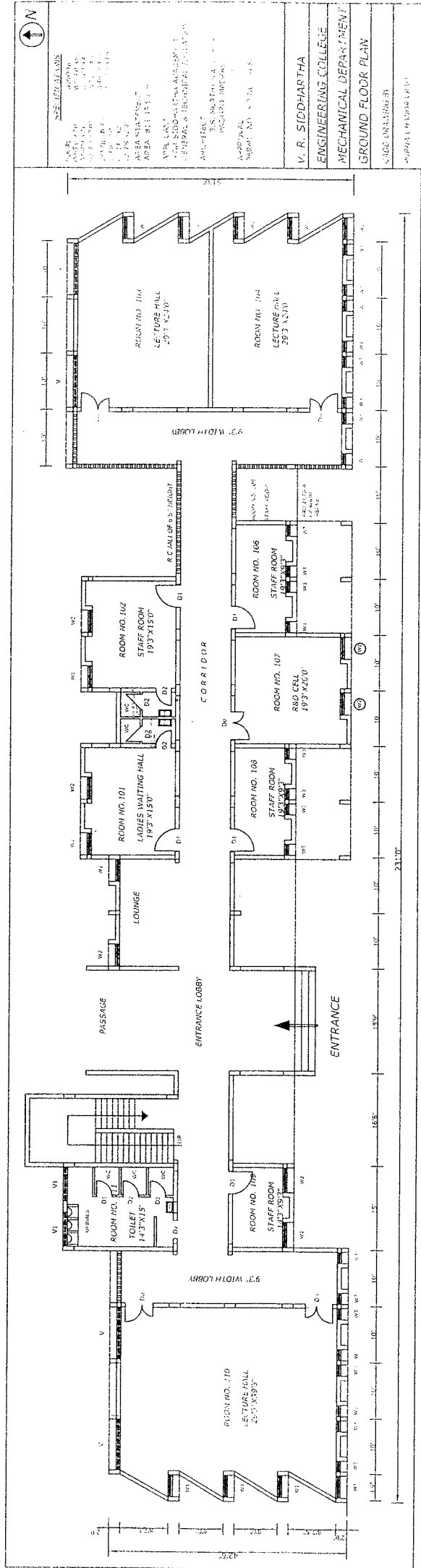


3
A. LAKSHMAN RAO
 M. ARCH., BCA
 REGISTERED ARCHITECTS
 REGISTRATION NO 4812918M

100

100

4



SEE DETAILS
 SCALE: 1/8" = 1'-0"
 DATE: 10/15/54
 DRAWN BY: V. R. SIDDHARTHA
 CHECKED BY: M. ARCH., B.C.A.
 AREA: 11,110 S.F.
 TOTAL COST: 1,20,000/-
 CONTRACTOR: S. S. SINGH & CO.
 ADDRESS: 10, BANGALORE ROAD, CHENNAI

APPROVAL
 V. R. SIDDHARTHA
 ARCHITECT
 10, BANGALORE ROAD, CHENNAI
 MECHANICAL DEPARTMENT
 ENGINEERING COLLEGE
 GROUND FLOOR PLAN
 SCALE: 1/8" = 1'-0"
 PURVA CHANDRAN

LAKSHMAN RAO
 M. ARCH., B.C.A.
 REGISTERED ARCHITECTS
 REGISTRATION NO. 48129/RAJ

1. 2. 3. 4. 5. 6. 7. 8. 9. 10. 11. 12. 13. 14. 15. 16. 17. 18. 19. 20. 21. 22. 23. 24. 25. 26. 27. 28. 29. 30. 31. 32. 33. 34. 35. 36. 37. 38. 39. 40. 41. 42. 43. 44. 45. 46. 47. 48. 49. 50. 51. 52. 53. 54. 55. 56. 57. 58. 59. 60. 61. 62. 63. 64. 65. 66. 67. 68. 69. 70. 71. 72. 73. 74. 75. 76. 77. 78. 79. 80. 81. 82. 83. 84. 85. 86. 87. 88. 89. 90. 91. 92. 93. 94. 95. 96. 97. 98. 99. 100.

1

2



SPECIFICATIONS:

DOORS:
D1: 6'0"X7'0"
D2: 4'0"X7'0"
D3: 3'0"X7'0"

WINDOWS:
W: 4'0"X5'0"

AREA = 924.81 Sq.m

APPLICANT:
FOR SIDDHARTHA ACADEMY OF
GENERAL & TECHNICAL EDUCATION

ARCHITECT:
Y.VIJAY KUMAR

APPROVAL:
PERMIT NO: B.P.NO: 40/80

V R SIDDHARTHA

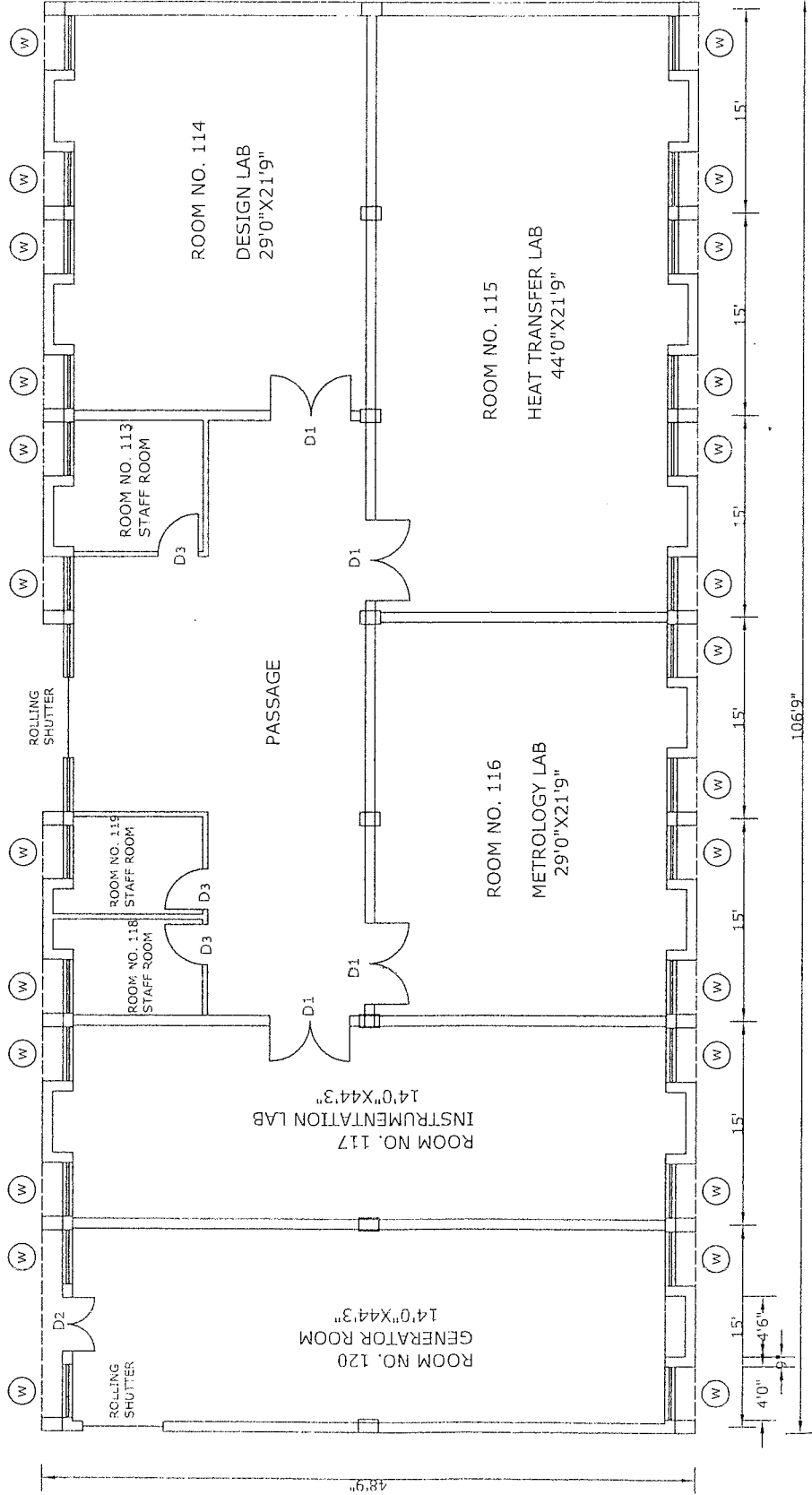
ENGINEERING COLLEGE


LEFT WING(MECHANICAL)

GROUND FLOOR PLAN

CADD DRAWING BY:

PURNA CHANDRA RAO V.




L. LAKSHMAN KAL
M. ARCH., MCA.
REGISTERED ARCHITECTS
REGISTRATION NO. 48129/84

ME (1)

Handwritten scribbles and marks in the top left corner.

A single handwritten mark or stroke in the bottom left corner.



SPECIFICATIONS:

DOORS:

D1: 6'0"X7'0"
D2: 5'0"X7'0"

WINDOWS:

W: 4'0"X5'0"
V: 4'0"X2'0"

AREA = 924.81 Sq.m

APPLICANT:

FOR SIDDHARTHA ACADEMY OF
GENERAL & TECHNICAL EDUCATION

ARCHITECT:

Y. VIJAY KUMAR

APPROVAL:

PERMIT NO: B.P.NO: 40/80

V R SIDDHARTHA

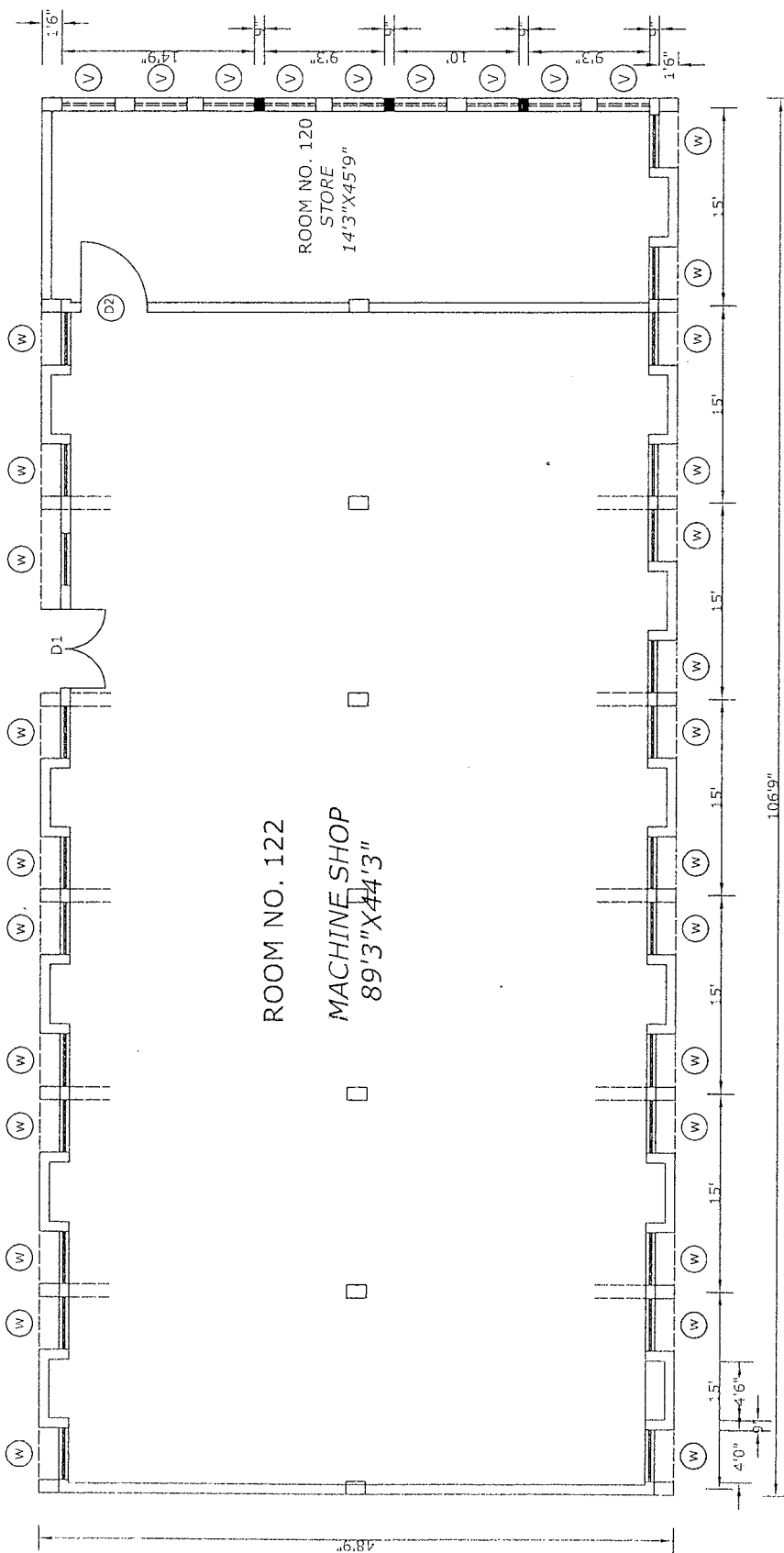
ENGINEERING COLLEGE


MACHINE SHOP BLOCK

GROUND FLOOR PLAN

CADD DRAWING BY:

PURNA CHANDRA RAO V.




LAKSHMAN RAO
M. ARCH., B.C.A.
REGISTERED ARCHITECTS
REGISTRATION NO. 48129/84

170

1
2
3
4
5
6
7
8
9
10
11
12
13
14
15
16
17
18
19
20
21
22
23
24
25
26
27
28
29
30
31
32
33
34
35
36
37
38
39
40
41
42
43
44
45
46
47
48
49
50
51
52
53
54
55
56
57
58
59
60
61
62
63
64
65
66
67
68
69
70
71
72
73
74
75
76
77
78
79
80
81
82
83
84
85
86
87
88
89
90
91
92
93
94
95
96
97
98
99
100



SPECIFICATIONS.

DOORS:

D1 : 2.00X2.10m

D2 : 1.20X2.10m

D3 : 1.00X2.10m

WINDOWS:

W : 1.37X1.37m

V : 1.37X0.45m

AREA = 632.32 Sq.m

V.R. SIDDHARTHA

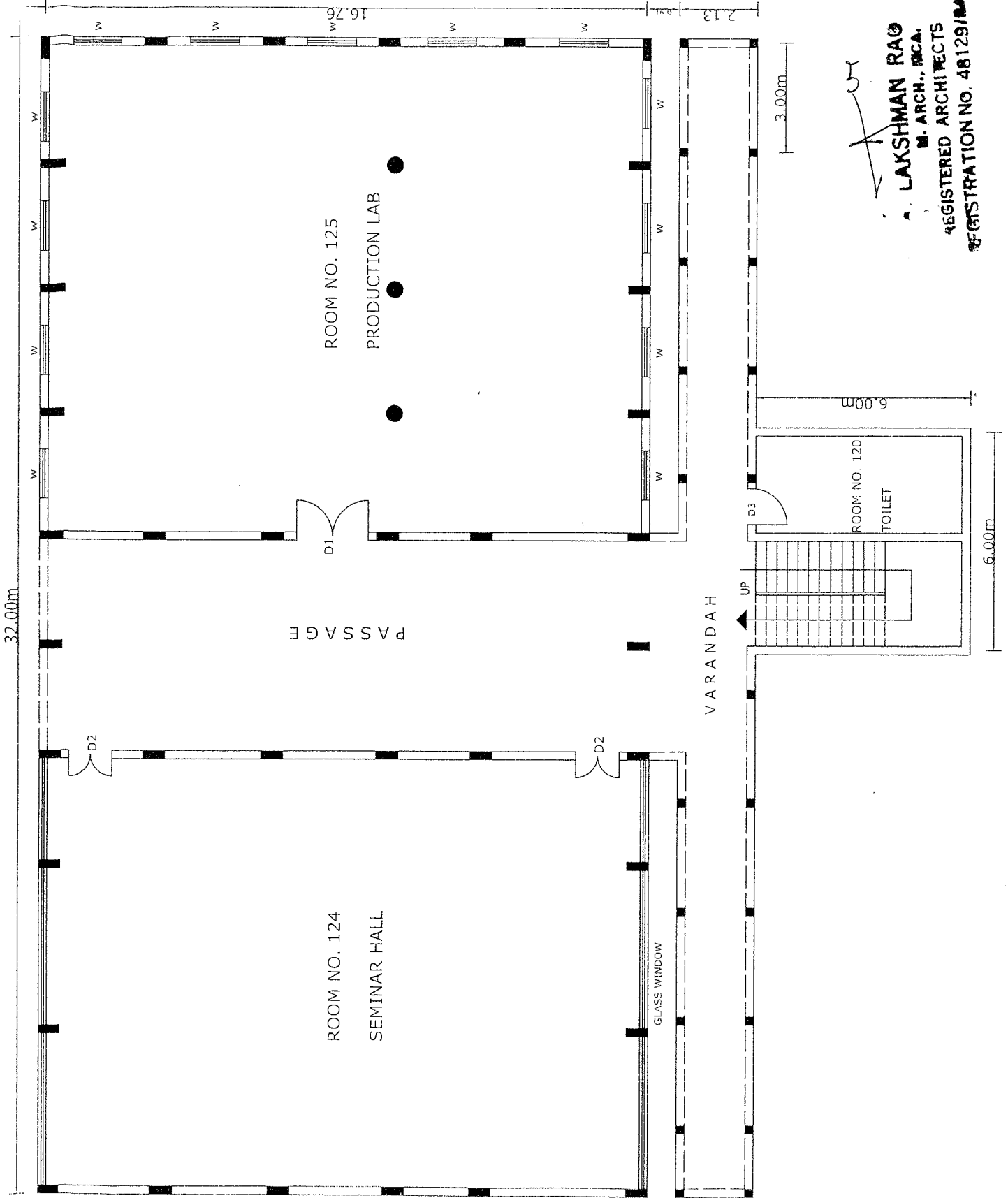
ENGINEERING COLLEGE

MECH. NEW BLOCK

GROUND FLOOR PLAN

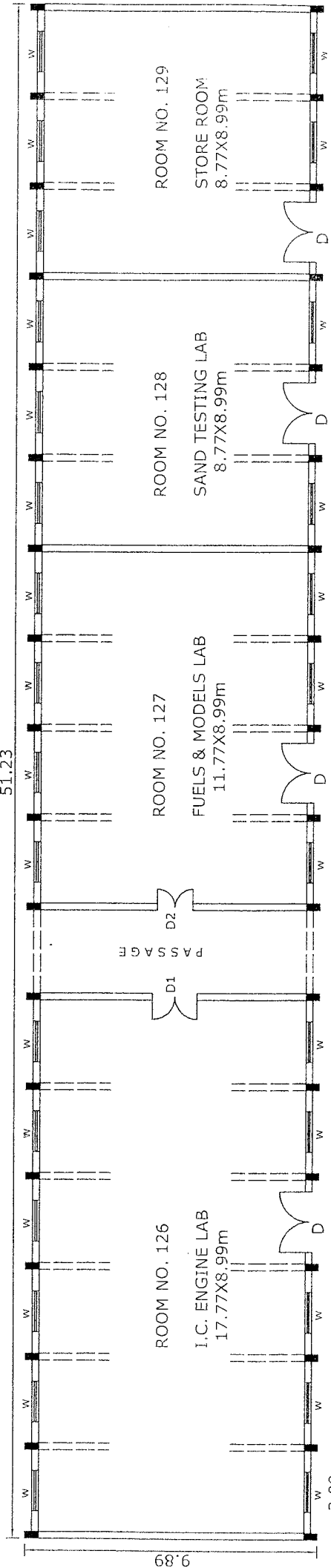
CADD DRAWINGS BY:

PURNA CHANDRA RAO V



LAKSHMAN RAO
M. ARCH., I.I.T. KANPUR
REGISTERED ARCHITECTS
REGISTRATION NO. 48129/M

51.23



ROOM NO. 126
I.C. ENGINE LAB
17.77X8.99m

ROOM NO. 127
FUELS & MODELS LAB
11.77X8.99m

ROOM NO. 128
SAND TESTING LAB
8.77X8.99m

ROOM NO. 129
STORE ROOM
8.77X8.99m

PASSAGE
D1
D2

9.89

3.00

SPECIFICATIONS:
D-DOOR: 2.00X2.10m
D1-1.50X2.10m
D2-1.20X2.10m
WINDOW: 1.37X1.37m

APPLICANT:
FOR SIDDHARTHA ACADEMY OF
GENERAL & TECHNICAL EDUCATION
APPROVAL:
PERMIT NO: B.P.NO:40/80.


V.R. SIDDHARTHA
ENGINEERING COLLEGE
PLAN OF WORKSHOP-2
CADD DRAWINGS BY:
PURNA CHANDRA RAO V



(Signature)
A. LAKSHMAN RAO
M. ARCH., ICA
REGISTERED ARCHITECTS
REGISTRATION NO. 48129/84

10/2

Handwritten notes and scribbles in the top left corner.



ROOM NO. 130
 WORK SHOP

11'10"

12'0"



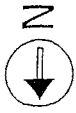
SPECIFICATIONS:
 D- 5'11"X7'0"
 W-5'11"X4'5"

APPROVAL:
 PERMIT NO: B.P.NO:40/80.
 AREA: 836.57 Sq.M

V.R. SIDDHARTHA
 ENGINEERING COLLEGE
 WORKSHOP SHED-1
 MECH DEPARTMENT
 LAKSHMAN RAO
 M. ARCH., ICA.
 CADD DRAWING BY:
 REGISTERED ARCHITECTS
 PURNA CHANDRA
 REGISTRATION NO. 48129/84

Handwritten notes or scribbles on the left side of the page.

Handwritten notes or scribbles on the left side of the page.



SPECIFICATIONS:

DOORS:
D1: 5'0"X7'0"
D2: 4'0"X7'0"

WINDOWS:
W: 4'0"X5'0"
V: 4'0"X2'0"

AREA = 432.39 Sq.m

APPLICANT:
FOR SIDDHARTH ACADEMY OF
GENERAL & TECHNICAL EDUCATION

ARCHITECT:
Y. VIJAY KUMAR

APPROVAL:
PERMIT NO: B.P.NO: 40/80

V R SIDDHARTHA

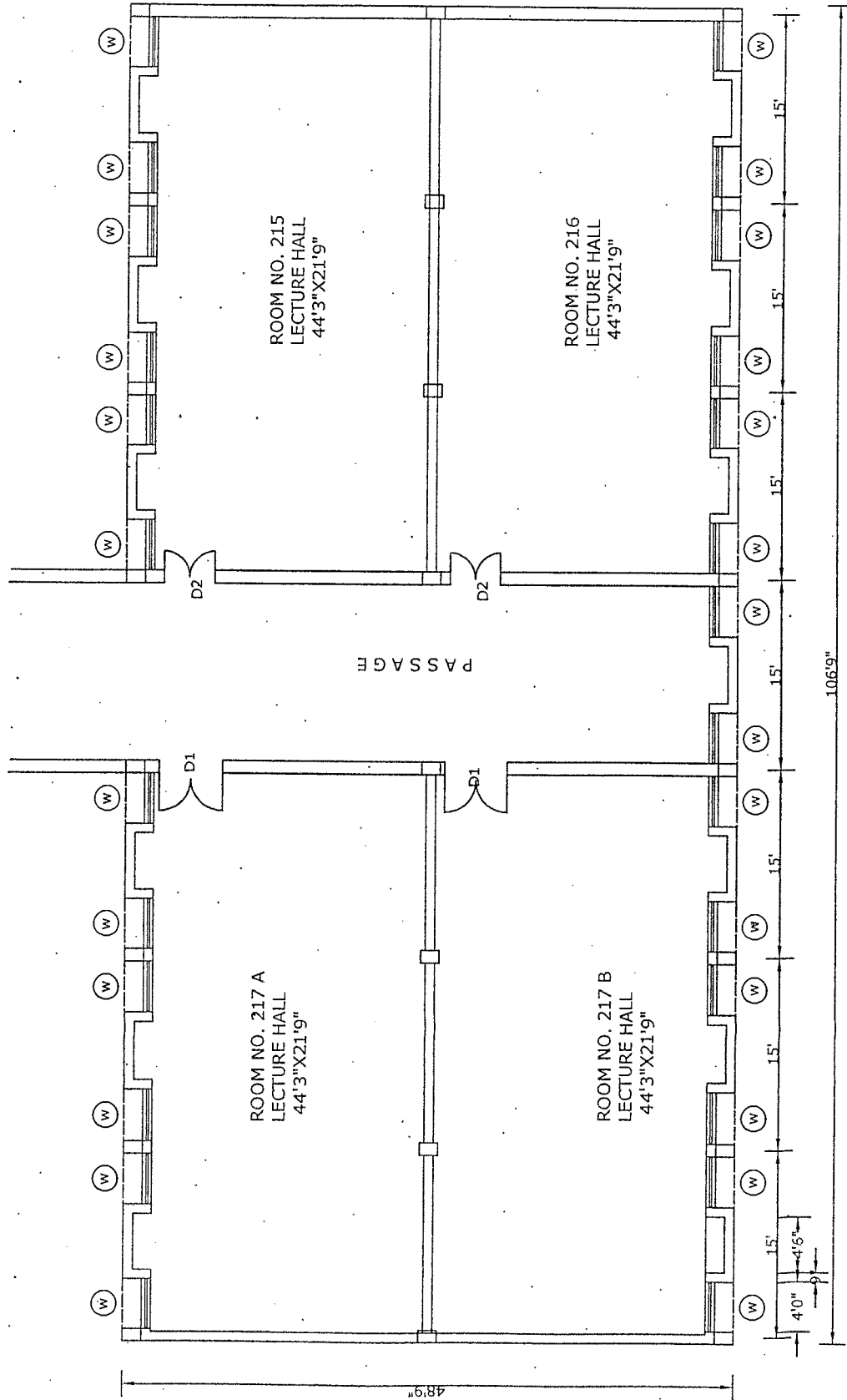
ENGINEERING COLLEGE

LEFT WING(MECHANICAL)

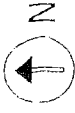
FIRST FLOOR PLAN

CADD DRAWING BY:

PURNA CHANDRA RAO V.



LAKSHMAN RAO
 M. ARCH., I.C.A.
 REGISTERED ARCHITECTS
 REGISTRATION NO. 48129/R



SPECIFICATIONS:

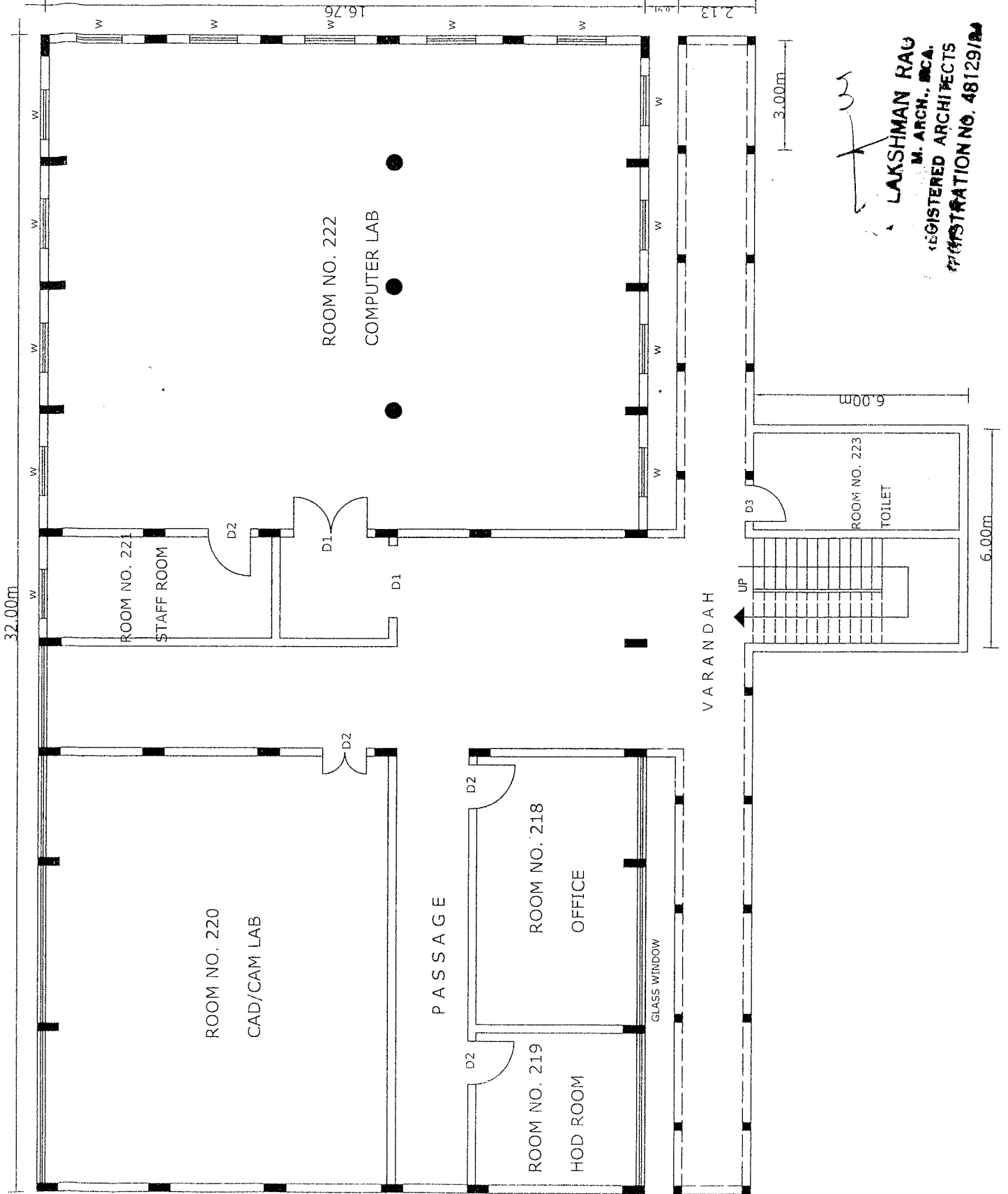
DOORS:

D1 : 2.00X2.10m
D2 : 1.20X2.10m
D3 : 1.00X2.10m

WINDOWS:

W : 1.37X1.37m
V : 1.37X0.45m

AREA = 632.32 Sq.m



Lakshman Rao
LAKSHMAN RAO
M. ARCH., MCA.
REGISTERED ARCHITECTS
REGISTRATION NO. 48129/B

V.R. SIDDHARTHA

ENGINEERING COLLEGE

MECH. NEW BLOCK

FIRST FLOOR PLAN

CADD DRAWINGS BY:

PURNA CHANDRA RAO V.

Key
m/s

1. 1000
2. 1000
3. 1000



SPECIFICATIONS:

DOORS:

D1: 5'0"X10'0"

D2: 4'0"X10'0"

WINDOWS:

W: 4'0"X5'0"

AREA = 432.39 Sq.m

APPLICANT:

FOR SIDDHARTHA ACADEMY OF
GENERAL & TECHNICAL EDUCATION

ARCHITECT:

Y. VIJAY KUMAR

APPROVAL:

PERMIT NO: B.P.NO: 40/80

V R SIDDHARTHA

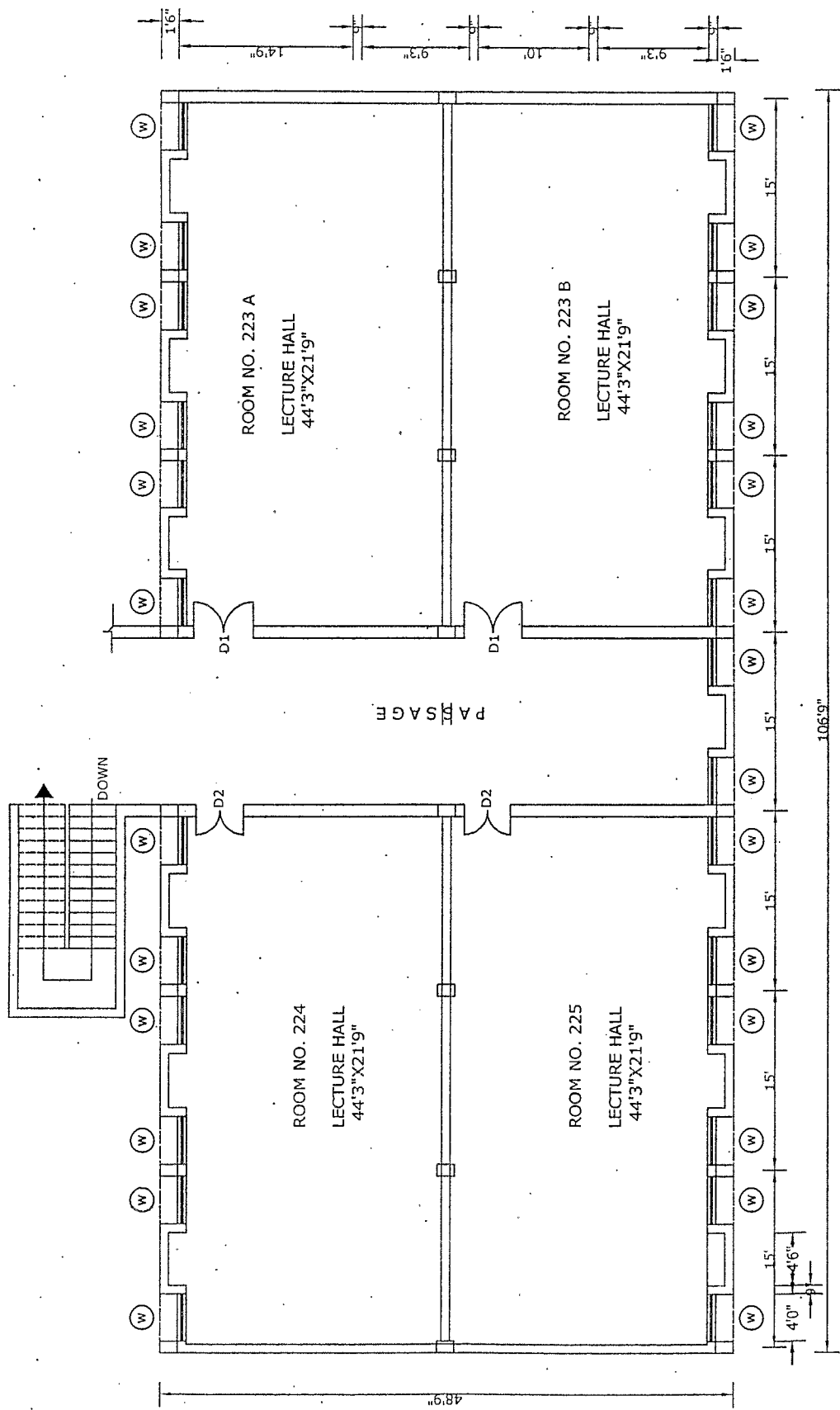
ENGINEERING COLLEGE

MACHINE SHOP BLOCK

FIRST FLOOR PLAN

CADD DRAWING BY:

PURNA CHANDRA RAO V.



LAKSHMAN RAO

M. ARCH., ICA.

REGISTERED ARCHITECTS

REGISTRATION NO. 48129/RA

Handwritten notes or scribbles on the left side of the page.



SPECIFICATIONS:

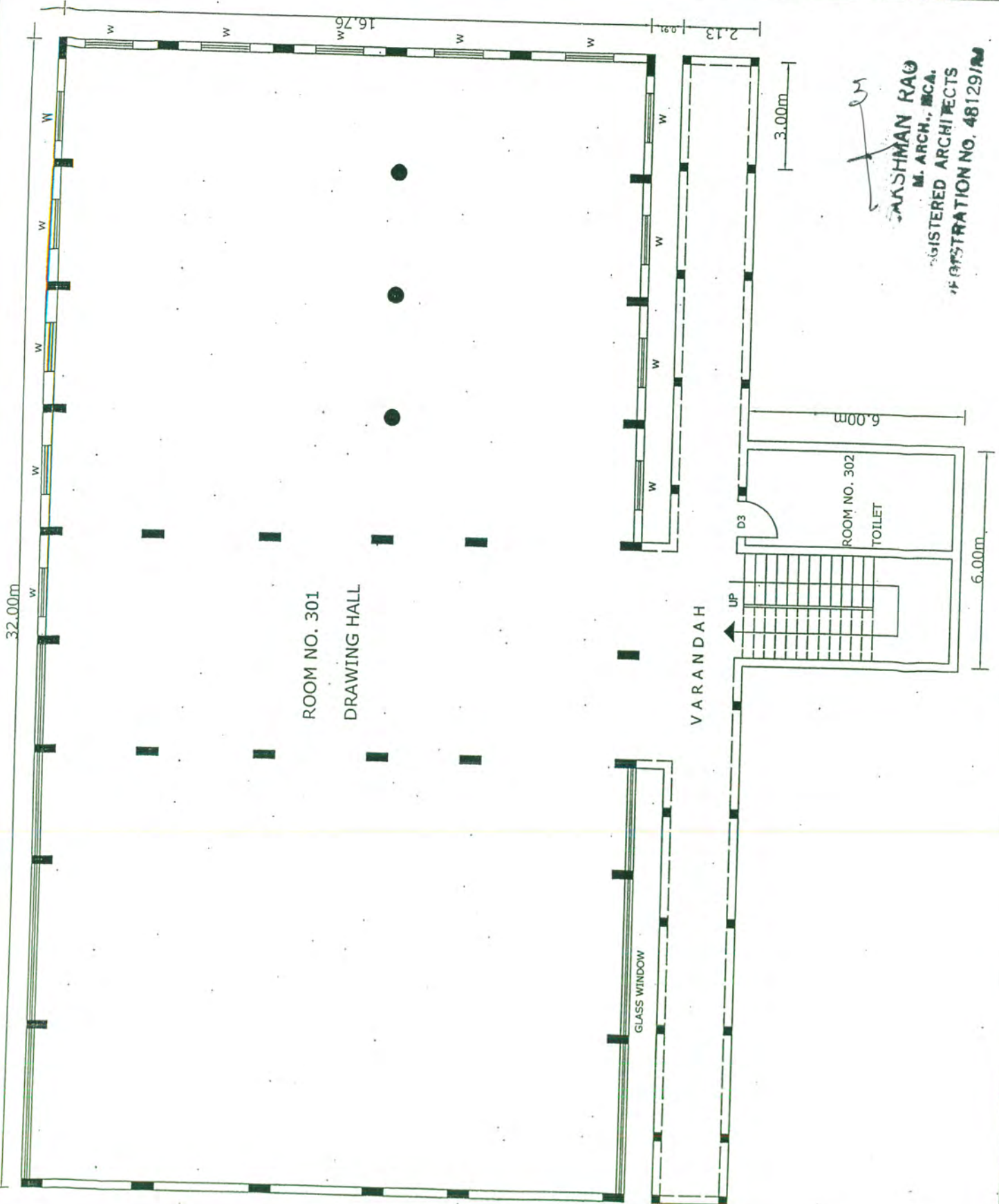
DOORS:

- D1 : 2.00X2.10m
- D2 : 1.20X2.10m
- D3 : 1.00X2.10m

WINDOWS:

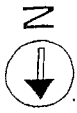
- W : 1.37X1.37m
- V : 1.37X0.45m

AREA = 632.32 Sq.m



V.R. SIDDHARTHA
ENGINEERING COLLEGE
MECH. NEW BLOCK
SECOND FLOOR PLAN
CADD DRAWINGS BY:

KASHIMAN RAO
M. ARCH., MCA.
REGISTERED ARCHITECTS
REGISTRATION NO. 48129/A



SPECIFICATIONS:

DOORS:
D1: 5'0"X7'0"
D2: 4'0"X7'0"

WINDOWS:
W: 4'0"X5'0"
V: 4'0"X2'0"

AREA = 432.39 Sq.m

APPLICANT:
FOR SIDDHARTHA ACADEMY OF
GENERAL & TECHNICAL EDUCATION

ARCHITECT:
Y. VIJAY KUMAR

APPROVAL:
PERMIT NO: B.P.NO: 40/80

V R SIDDHARTHA

ENGINEERING COLLEGE

LEFT WING(MECHANICAL)

SECOND FLOOR PLAN

CADD DRAWING BY:

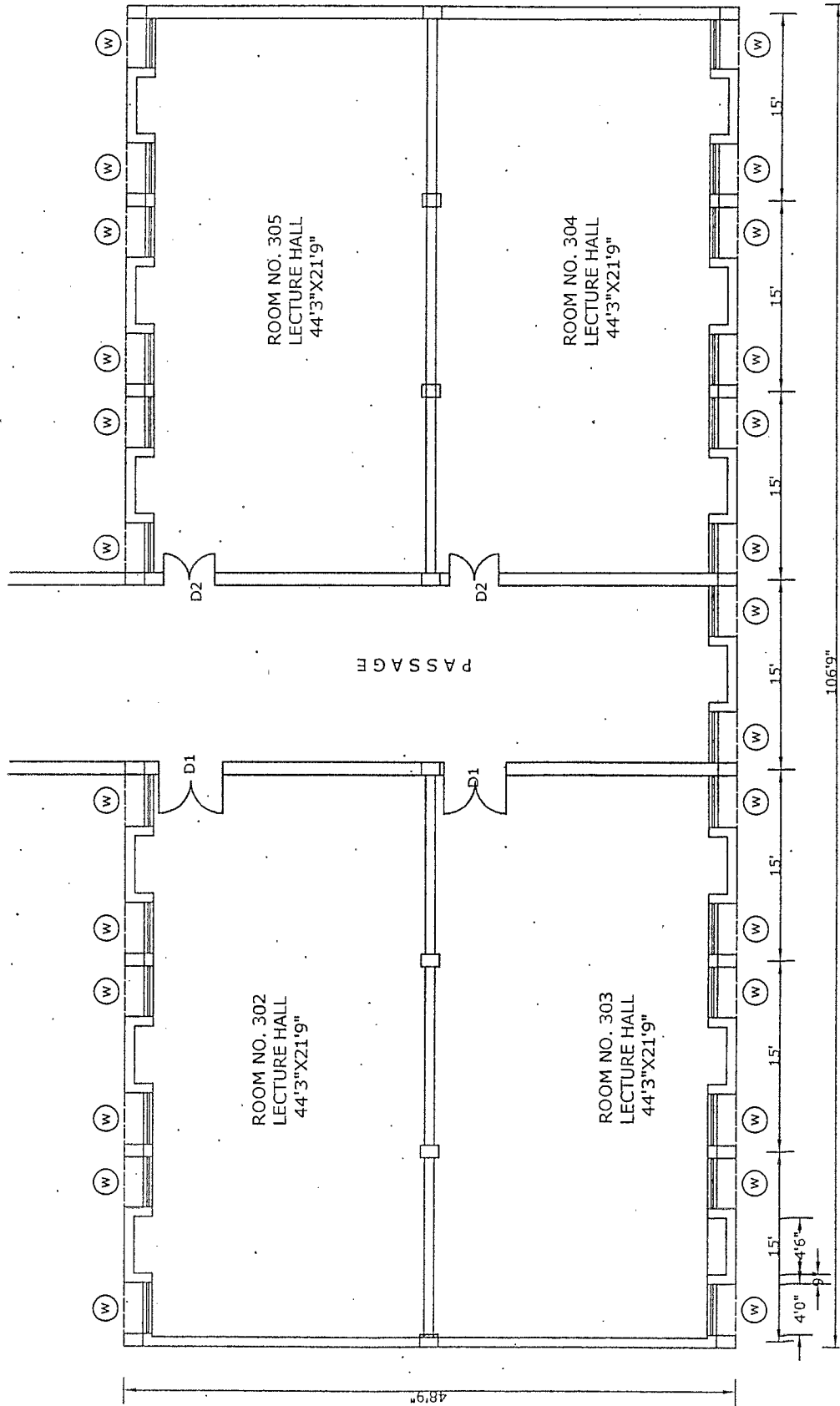
PURVA CHANDRA RAO V.

ASHIMAN RAO

M. ARCH., MCA.

REGISTERED ARCHITECTS

REGISTRATION NO. 48129/84



48'9"

12
13
14
15
16
17
18
19
20
21
22
23
24
25
26
27
28
29
30
31
32
33
34
35
36
37
38
39
40
41
42
43
44
45
46
47
48
49
50
51
52
53
54
55
56
57
58
59
60
61
62
63
64
65
66
67
68
69
70
71
72
73
74
75
76
77
78
79
80
81
82
83
84
85
86
87
88
89
90
91
92
93
94
95
96
97
98
99
100



SPECIFICATIONS:

DOORS:

D1: 5'0"X10'0"

D2: 4'0"X10'0"

WINDOWS:

W: 4'0"X5'0"

AREA = 432.39 Sq.m

APPLICANT:

FOR SIDDHARTHA ACADEMY OF
GENERAL & TECHNICAL EDUCATION

ARCHITECT:

Y. VJAY KUMAR

APPROVAL:

PERMIT NO: B.P.NO: 40/80

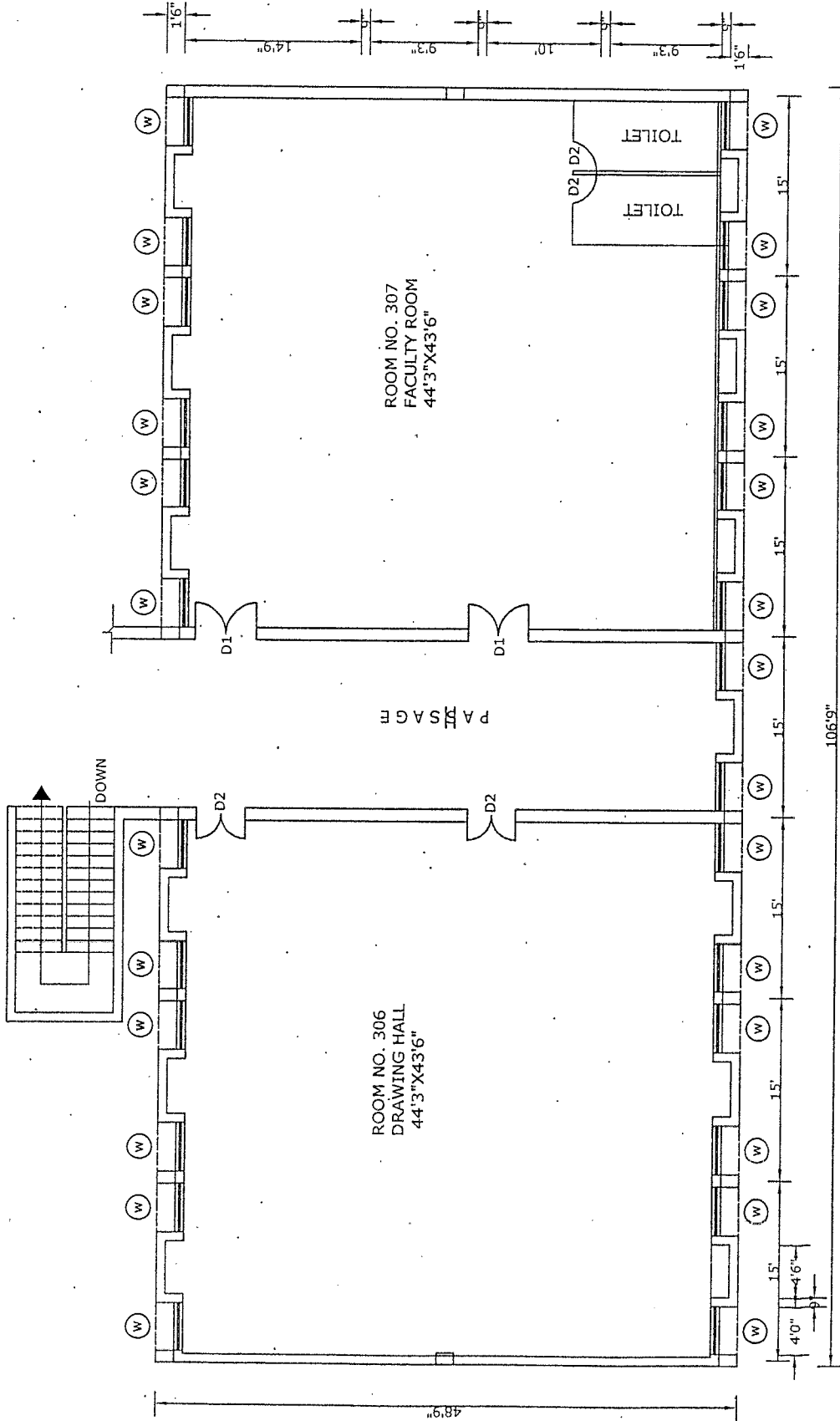
V R SIDDHARTHA

ENGINEERING COLLEGE

SECOND FLOOR PLAN

CADD DRAWING BY:

PURNA CHANDRA RAO V.



A. LAKSHMAN RAO

M. ARCH., B.C.A.

REGISTERED ARCHITECTS

REGISTRATION NO. 48129/84

Handwritten notes or scribbles on the left side of the page.

PROPOSED COLLEGE BUILDING P.I.
 SHOWING ATR'S NOS: 281, 282, 283, 284
 288, 289, 246, 247, 261 & 284
 V.R. SIDDHARTHA ENGINEERING COLLEGE,
 AT KANURU VILLAGE PENAMALUR, RENDAL,
 KRISHNA DISTRICT, A.P.

AREA STATEMENT

GROUND FLOOR AREA = 5728 S.M.
 FIRST FLOOR AREA = 5728 S.M.
 SECOND FLOOR AREA = 5728 S.M.
 THIRD FLOOR AREA = 5728 S.M.
 TOTAL AREA = 22912 S.M.

JOINERY

DOORS = D1 = 3,092.1M
 DOORS = D2 = 2,502.1M
 DOORS = D3 = 1,502.1M
 DOORS = D4 = 1,202.1M
 DOORS = D5 = 782.1M
 DOORS = D6 = 782.1M
 DOORS = D7 = 1,801.65M
 DOORS = D8 = 1,801.65M
 DOORS = D9 = 1,801.65M
 DOORS = D10 = 1,801.65M
 DOORS = D11 = 1,801.65M
 DOORS = D12 = 1,801.65M
 DOORS = D13 = 1,801.65M
 DOORS = D14 = 1,801.65M
 DOORS = D15 = 1,801.65M
 DOORS = D16 = 1,801.65M
 DOORS = D17 = 1,801.65M
 DOORS = D18 = 1,801.65M
 DOORS = D19 = 1,801.65M
 DOORS = D20 = 1,801.65M
 DOORS = D21 = 1,801.65M
 DOORS = D22 = 1,801.65M
 DOORS = D23 = 1,801.65M
 DOORS = D24 = 1,801.65M
 DOORS = D25 = 1,801.65M
 DOORS = D26 = 1,801.65M
 DOORS = D27 = 1,801.65M
 DOORS = D28 = 1,801.65M
 DOORS = D29 = 1,801.65M
 DOORS = D30 = 1,801.65M
 DOORS = D31 = 1,801.65M
 DOORS = D32 = 1,801.65M
 DOORS = D33 = 1,801.65M
 DOORS = D34 = 1,801.65M
 DOORS = D35 = 1,801.65M
 DOORS = D36 = 1,801.65M
 DOORS = D37 = 1,801.65M
 DOORS = D38 = 1,801.65M
 DOORS = D39 = 1,801.65M
 DOORS = D40 = 1,801.65M
 DOORS = D41 = 1,801.65M
 DOORS = D42 = 1,801.65M
 DOORS = D43 = 1,801.65M
 DOORS = D44 = 1,801.65M
 DOORS = D45 = 1,801.65M
 DOORS = D46 = 1,801.65M
 DOORS = D47 = 1,801.65M
 DOORS = D48 = 1,801.65M
 DOORS = D49 = 1,801.65M
 DOORS = D50 = 1,801.65M
 DOORS = D51 = 1,801.65M
 DOORS = D52 = 1,801.65M
 DOORS = D53 = 1,801.65M
 DOORS = D54 = 1,801.65M
 DOORS = D55 = 1,801.65M
 DOORS = D56 = 1,801.65M
 DOORS = D57 = 1,801.65M
 DOORS = D58 = 1,801.65M
 DOORS = D59 = 1,801.65M
 DOORS = D60 = 1,801.65M
 DOORS = D61 = 1,801.65M
 DOORS = D62 = 1,801.65M
 DOORS = D63 = 1,801.65M
 DOORS = D64 = 1,801.65M
 DOORS = D65 = 1,801.65M
 DOORS = D66 = 1,801.65M
 DOORS = D67 = 1,801.65M
 DOORS = D68 = 1,801.65M
 DOORS = D69 = 1,801.65M
 DOORS = D70 = 1,801.65M
 DOORS = D71 = 1,801.65M
 DOORS = D72 = 1,801.65M
 DOORS = D73 = 1,801.65M
 DOORS = D74 = 1,801.65M
 DOORS = D75 = 1,801.65M
 DOORS = D76 = 1,801.65M
 DOORS = D77 = 1,801.65M
 DOORS = D78 = 1,801.65M
 DOORS = D79 = 1,801.65M
 DOORS = D80 = 1,801.65M
 DOORS = D81 = 1,801.65M
 DOORS = D82 = 1,801.65M
 DOORS = D83 = 1,801.65M
 DOORS = D84 = 1,801.65M
 DOORS = D85 = 1,801.65M
 DOORS = D86 = 1,801.65M
 DOORS = D87 = 1,801.65M
 DOORS = D88 = 1,801.65M
 DOORS = D89 = 1,801.65M
 DOORS = D90 = 1,801.65M
 DOORS = D91 = 1,801.65M
 DOORS = D92 = 1,801.65M
 DOORS = D93 = 1,801.65M
 DOORS = D94 = 1,801.65M
 DOORS = D95 = 1,801.65M
 DOORS = D96 = 1,801.65M
 DOORS = D97 = 1,801.65M
 DOORS = D98 = 1,801.65M
 DOORS = D99 = 1,801.65M
 DOORS = D100 = 1,801.65M

GROUND FLOOR
 DEPARTMENT OF EIE
 REFERENCE

PROPOSED
 EXISTING
 TO BE DISMANTLING
 SCALE 1:100

APPLICANTS SIGNATURE

[Signature]

ARCHITECT'S SIGNATURE

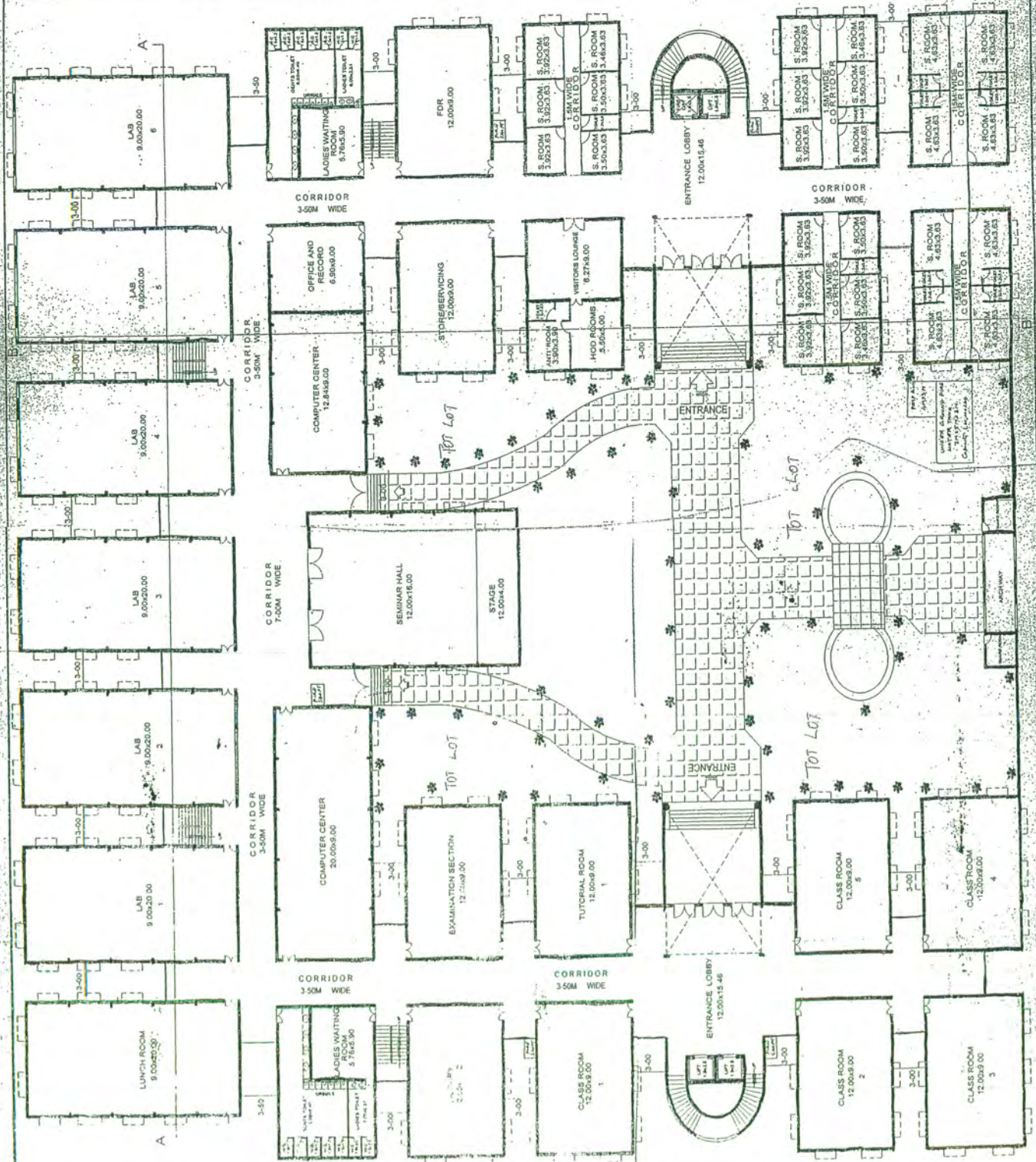
[Signature]

SHEET NO. 1

Architect: UDAYA SHANKAR

SHANKAR CONSULTANTS
 ARCHITECTS, ENGINEERS AND INTERIORS
 6-6-1960, 2ND, 1ST FLOOR, ABOVE 2ND OFFICE,
 LAKSHMAIA RAU ROAD, VEDARABAD-520013
 M. ARCH. MCA.

REGISTERED ARCHITECTS
 REGISTRATION NO. 48129/04



PROPOSED BUILDING PLAN

SHOWING AT NOS: 281, 282, 283, 286,
288, 289, 246, 247, 251 & 284

V.R. SIDDHARTHA ENGINEERING COLLEGE
AT KANURU VILLAGE PENAMALURU MANDAL
KRISHNA DISTRICT. A.P.

AREA STATEMENT

GROUND FLOOR AREA = 5728 SQM
FIRST FLOOR AREA = 5728 SQM
SECOND FLOOR AREA = 5728 SQM
THIRD FLOOR AREA = 5728 SQM
TOTAL AREA = 22912 SQM

DATE: 10/11/2012 BY: A. S. S. S. S. S.

JOINERY

- 1. 200x200 D1 3.00x2.1M
- 2. 200x200 D2 2.50x2.1M
- 3. 200x200 D3 1.50x2.1M
- 4. 200x200 D4 1.20x2.1M
- 5. 200x200 D5 1.00x2.1M
- 6. 200x200 D6 1.00x1.85M
- 7. 200x200 D7 1.80x1.85M
- 8. 200x200 D8 1.80x1.85M
- 9. 200x200 D9 1.80x1.85M
- 10. 200x200 D10 1.80x1.85M
- 11. 200x200 D11 1.80x1.85M
- 12. 200x200 D12 1.80x1.85M
- 13. 200x200 D13 1.80x1.85M
- 14. 200x200 D14 1.80x1.85M
- 15. 200x200 D15 1.80x1.85M
- 16. 200x200 D16 1.80x1.85M
- 17. 200x200 D17 1.80x1.85M
- 18. 200x200 D18 1.80x1.85M
- 19. 200x200 D19 1.80x1.85M
- 20. 200x200 D20 1.80x1.85M

FIRST FLOOR DEPARTMENT OF ICE REFERENCE



APPLICANTS SIGNATURE

PROJECTS SIGNATURE

LAKSHMAN RAO
REGISTERED ARCHITECTS
M. ARCH. REG. NO. 2
UDAYA SHANKAR. D
R CONSULTANTS
ARCHITECTS, ENGINEERS AND INTERIOR DESIGNERS
8-3-1060/82, 1st FLOOR, ABOVE POST OFFICE,
SRINAGAR COLONY, HYDERABAD: 507073
PH: STUDIO: TELEFAX: +91 - 040 - 66656165



ಶಿವಯವಾದ - ಗುಂಟೂರು-ಶಿವಾಡಿ-ಮಂಗಳೂರು
ಪಟ್ಟಣಾಭಿವೃದ್ಧಿ ಸಂಸ್ಥೆ, ವಿಜಯವಾದ (ಅಂ. 13)
೨೩೫೨-೦೩ ಸ್ಥಳ ಸಂ. ೬೩-೫೩೬/೦೩

ಈ ದೃಶ್ಯದೊಳಗೆ ಖಾಸಿ ಕೊಡು ನಿಜವಾದವು
ಸ್ವಾಮಿ/ನಿರವಧಿಗಳ ಫೋಟೋ ಅನುಮೋದಿಸುವುದಕ್ಕಾಗಿ
ಅನುಮತಿ ಸಂಖ್ಯೆ: ೨೨.೨೦. ೨೨/೨೦೦೩

[Handwritten Signature]
ಸಾಂಸ್ಕೃತಿಕ ಕಲಾಪಟಲೆ

ನಂ. ೧೨೩/೧೧
ಶಿವಾಡಿ

[Handwritten Signature]
18/11/2008

15/11/2008
ಶಿವಾಡಿ

[Handwritten Signature]

ಶಿವಾಡಿ

PROPOSED COLLEGE BUILDING PLAN
 SHOWING AT R.S.NOS: 281, 282, 283, 286,
 288, 289, 246, 247, 251 & 284
 V.R. SIDDHARTHA ENGINEERING COLLEGE
 AT KANURU VILLAGE PENAMALURU MANDAL
 KRISHNA DISTRICT, A.P.

AREA STATEMENT

GROUND FLOOR AREA = 5728 SQM
 FIRST FLOOR AREA = 5728 SQM
 SECOND FLOOR AREA = 5728 SQM
 THIRD FLOOR AREA = 5728 SQM
 TOTAL AREA = 22912 SQM

JOINERY

DOORS = D1 3.00x2.1M
 DOORS = D2 2.50x2.1M
 DOORS = D3 1.50x2.1M
 DOORS = D4 1.20x2.1M
 DOORS = D5 1.20x2.1M
 DOORS = D6 1.20x2.1M
 WINDOWS = W1 1.80x1.65M
 VENTILATORS = V1 91X60M

SECOND FLOOR
 DEPARTMENT OF CSE
 REFERENCE

PROPOSED
 EXISTING
 TO BE DISMANTLING

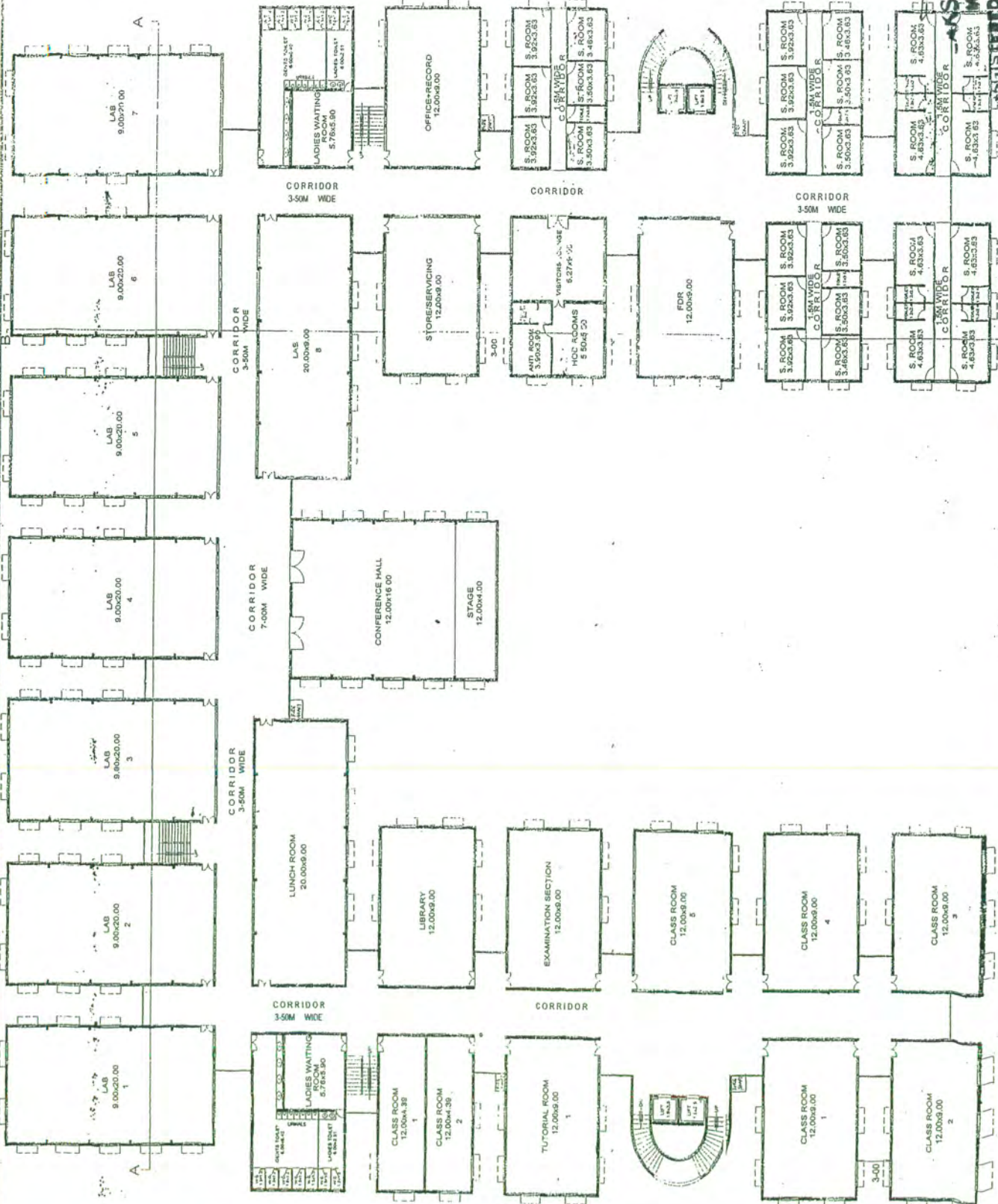
APPLICANT'S SIGNATURE

ARCHITECT'S SIGNATURE

SHEET NO ③


Architect: UDAYA SHANKAR . D
ANSHUMAN RAO N K A R CONSULTANTS
 ARCHITECTS, ENGINEERS AND INTERIOR DESIGNERS
 660/7 B2, 1ST FLOOR, ABOVE POST OFFICE,
 NAGAR COLONY, HYDERABAD: 500073
 REGISTERED ARCHITECTS STUDIO: TELEFAX: 91 - 040 - 666361 59, 237-40619

REGISTRATION NO. 48129/04



విజయవాడ - గిరిజాగారం - నె.కా.డి - 520048
వజ్రయాత్రాపత్రిక సంస్థ, విజయవాడ (ఆంధ్ర ప్రదేశ్)
డి. 2242-088 స్టూడియో నెం. 48-4/36/08

ఉత్తరప్రదేశ్ లో జాతీయీకరణ నిజాం దళం ప్రకటన
పూర్వ/సంబంధించి, స్థానం అనుమతం చేయబడింది.
అనుమతి నంబర్ - 19.01.2008/22/08


14/1/08
జాతీయీకరణ నిజాం దళం

ADD (11/1/08)

16/1/08
CS
Ravi
15/1/08
RBC
18/1/08

- 1. ALL DIMENSIONS ARE IN METERS UNLESS OTHERWISE SPECIFIED.
- 2. ALL WALLS ARE 230MM THICK UNLESS OTHERWISE SPECIFIED.
- 3. ALL DOORS ARE 900MM WIDE UNLESS OTHERWISE SPECIFIED.
- 4. ALL WINDOWS ARE 1200MM WIDE UNLESS OTHERWISE SPECIFIED.
- 5. ALL FLOORS ARE FINISHED WITH POLISHED CONCRETE UNLESS OTHERWISE SPECIFIED.
- 6. ALL ROOFS ARE FINISHED WITH POLISHED CONCRETE UNLESS OTHERWISE SPECIFIED.
- 7. ALL CEILING ARE FINISHED WITH POLISHED CONCRETE UNLESS OTHERWISE SPECIFIED.
- 8. ALL LIGHTING ARE FINISHED WITH POLISHED CONCRETE UNLESS OTHERWISE SPECIFIED.
- 9. ALL SANITARY ARE FINISHED WITH POLISHED CONCRETE UNLESS OTHERWISE SPECIFIED.
- 10. ALL MECHANICAL ARE FINISHED WITH POLISHED CONCRETE UNLESS OTHERWISE SPECIFIED.
- 11. ALL ELECTRICAL ARE FINISHED WITH POLISHED CONCRETE UNLESS OTHERWISE SPECIFIED.
- 12. ALL PAINTS ARE FINISHED WITH POLISHED CONCRETE UNLESS OTHERWISE SPECIFIED.
- 13. ALL MATERIALS ARE FINISHED WITH POLISHED CONCRETE UNLESS OTHERWISE SPECIFIED.
- 14. ALL WORK IS TO BE DONE IN ACCORDANCE WITH THE SINGAPORE BUILDING REGULATIONS.
- 15. ALL WORK IS TO BE DONE IN ACCORDANCE WITH THE SINGAPORE ELECTRICAL REGULATIONS.
- 16. ALL WORK IS TO BE DONE IN ACCORDANCE WITH THE SINGAPORE MECHANICAL REGULATIONS.
- 17. ALL WORK IS TO BE DONE IN ACCORDANCE WITH THE SINGAPORE SANITARY REGULATIONS.
- 18. ALL WORK IS TO BE DONE IN ACCORDANCE WITH THE SINGAPORE LIGHTING REGULATIONS.
- 19. ALL WORK IS TO BE DONE IN ACCORDANCE WITH THE SINGAPORE PAINTS REGULATIONS.
- 20. ALL WORK IS TO BE DONE IN ACCORDANCE WITH THE SINGAPORE MATERIALS REGULATIONS.



| | |
|---------------|---|
| CLIENT | SIDDHARTHA ENGINEERING COLLEGE
AT VUJAYAWADA |
| PROJECT TITLE | THIRD FLOOR PLAN
DEPARTMENT OF IT |
| DWG STATUS | NO/REV |
| SCALE | 1:100 |
| DATE | 15/05/2008 |
| DESIGNER | UDAYA SHANKAR |
| CHECKED | UDAYA SHANKAR |
| DWG NO. | 282/01/1 (5) |
| ARCHITECT | UDAYA SHANKAR - I.D |
| CONSULTANTS | SHANKAR CONSULTANTS
ARCHITECTS ENGINEERS AND INTERIORS DESIGNERS
B-3-1607/82, 1st FLOOR, ABOVE PUBLI STORED
SARAJANA CIRCLE, INDRAKOLA, 560093
PH: 0805118181 FAX: 0805118182 |



Handwritten signature
ARJUNIAN KAVI
M. ARCH., MCA
REGISTERED ARCHITECT
REGISTRATION NO. 48129/04

TOTAL PLOT AREA = 12682.76 SQM.
 EACH FLOOR AREA = 5680 Sqm
 5 x 5680 = 28,400.00 sqm
 (OR)
 = 3,05,584.00 Sft

VRSEC-TECHNOLOGY
 BUSINESS INCUBATORS(TBI)
 AREA

984.90Sqm (or)10597.52 Sft



PROJECT TITLE

SIDDHARTHA ENGINEERING
 COLLEGE
 AT VIJAYAWADA

DRAWING TITLE

FOURTH FLOOR PLAN

ENGINEER SIGNATURE


APCRDA LIC NO:
 MAU61-DPOVIJ(LSTE)/37/2019

(Signature)
LAKSHMAN RAO
 M. ARCH., MCA.
 ARCHITECTS
 REGISTRATION NO. 481291A



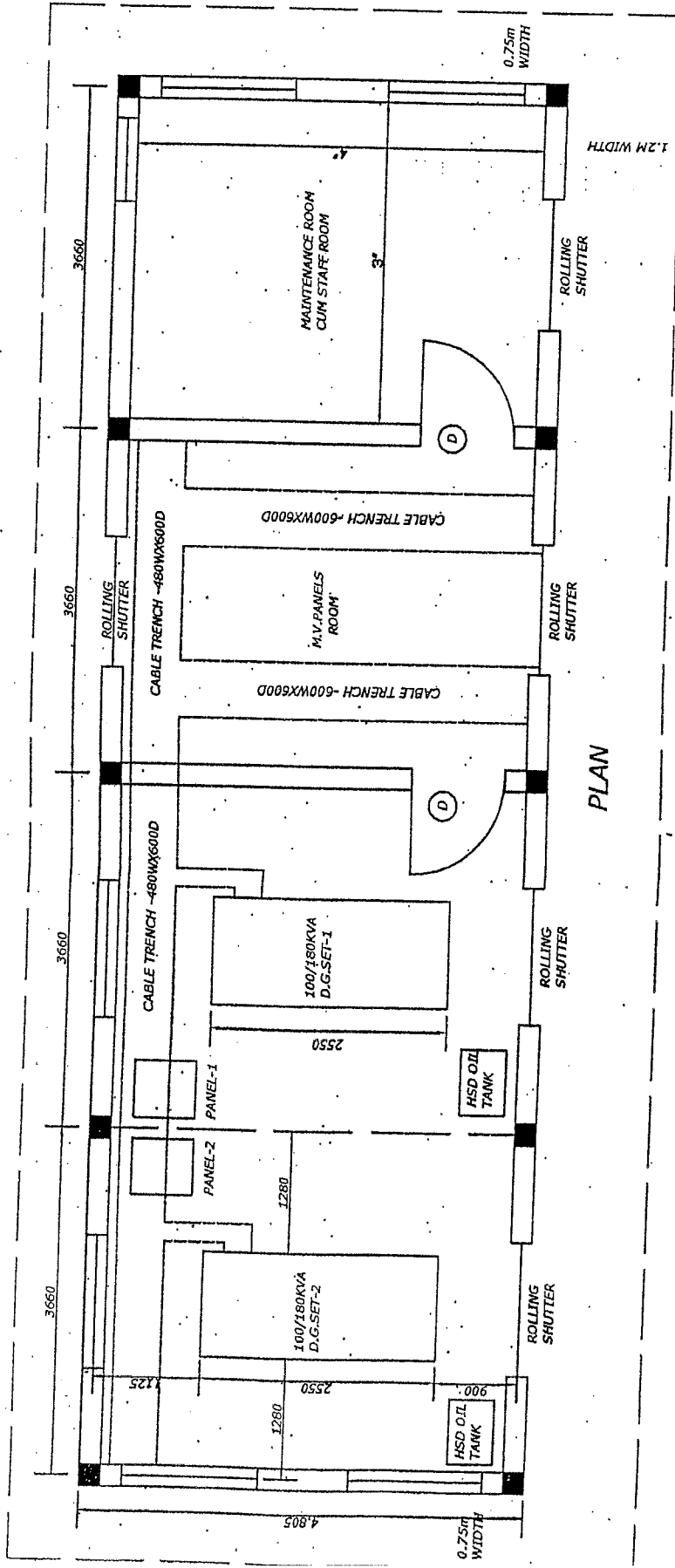
②
11/11/11

11/11/11



SPECIFICATIONS:
 D-1.20X3.0m
 ROLLING SHUTTER--
 2.40X2.10m
 AREA = 128.00 Sq.m

V. R. SIDDHARTHA
 ENGINEERING COLLEGE
 GENERATOR ROOM
 CADD DRAWING BY:
 PURNA CHANDRA RAO V.



P. S. SHIVAN K.M.
 ARCHITECTS
 REGISTERED ARCHITECTS
 REGISTRATION NO. 48120104

④
Petersburg

11/11/80

VIJAYAWADA GUNTUR-TENALI MANGALAGIRI

Urban Development Authority

VIJAYAWADA - 520 002 (A.P)

Permit is accorded as per plan

subject to the conditions

of N.C. 723/80 dt. 11/11/80

Permit No: P. 40/80

[Signature]
W. DEVENAIRMAN

11/11/80 *[Signature]*

PLANS APPROVED

subject to the conditions
laid down in the office
perceals No. P. 40/80 - 200/80
dated 11/11/80.

[Signature]
Executive Officer, 6/11/80
GRAM PANCHAYAT,
KANUR, KRISHNA DIST.

SIDDHARTHA ENGINEERING COLLEGE ~ VIJAYAWADA

NOTES:

1. ALL DIMENSIONS ARE IN METERS.
2. ALL DIMENSIONS ARE IN METERS.
3. ALL DIMENSIONS ARE IN METERS.
4. ALL DIMENSIONS ARE IN METERS.
5. ALL DIMENSIONS ARE IN METERS.
6. ALL DIMENSIONS ARE IN METERS.
7. ALL DIMENSIONS ARE IN METERS.
8. ALL DIMENSIONS ARE IN METERS.

SCALE: ARCHITECTURAL: 1/4" = 1'-0"

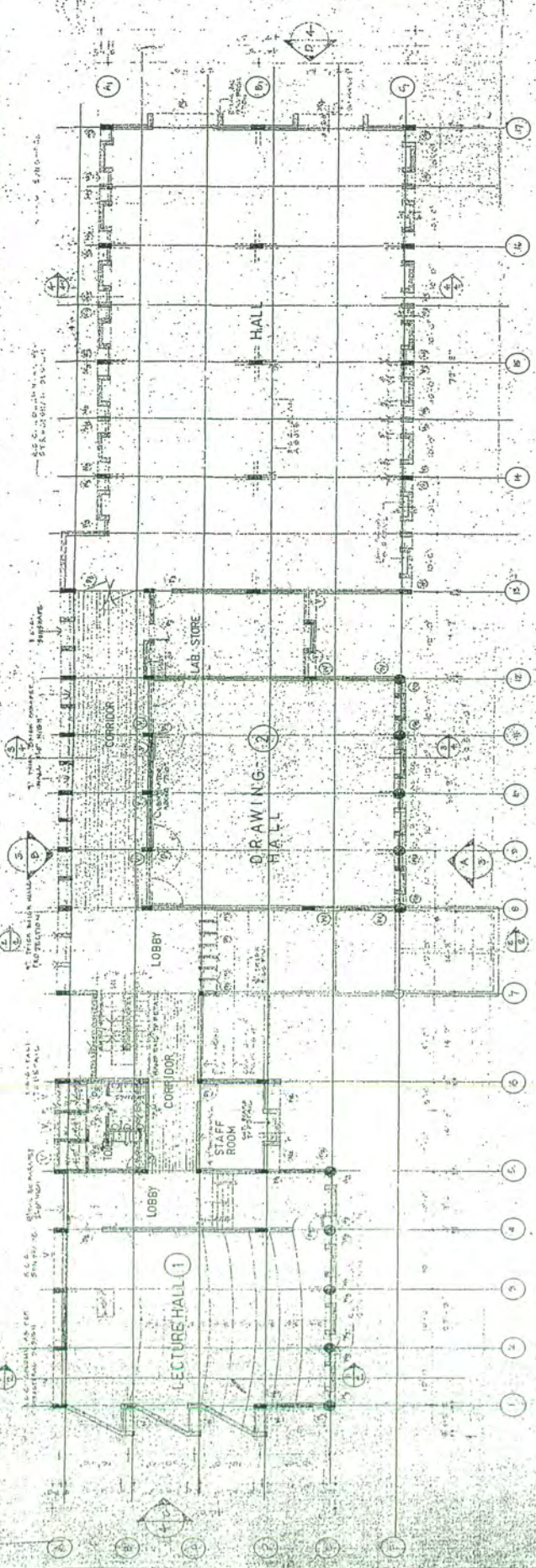
DATE: 13/11/2018

PROJECT: SIDDHARTHA ENGINEERING COLLEGE ~ VIJAYAWADA

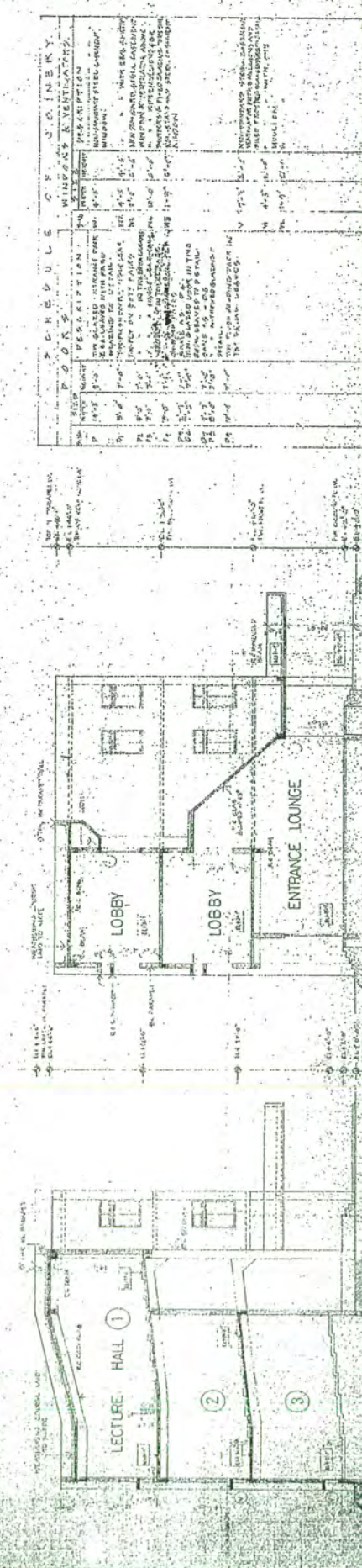
CLIENT: SIDDHARTHA ENGINEERING COLLEGE ~ VIJAYAWADA

ARCHITECT: LAKSHMAN RAO M. ARCH., R.C.A.

REGISTERED ARCHITECT NO: 46129184



SECOND FLOOR PLAN



SECTION 1

SECTION 2

| NO. | DESCRIPTION | QUANTITY | UNIT | REMARKS |
|-----|-------------|----------|--------|---------|
| 1 | CEILING | 1000 | SQ. M. | |
| 2 | FLOOR | 1000 | SQ. M. | |
| 3 | WALL | 1000 | SQ. M. | |
| 4 | DOOR | 10 | NO. | |
| 5 | WINDOW | 20 | NO. | |
| 6 | STAIR | 10 | SQ. M. | |
| 7 | ROOF | 1000 | SQ. M. | |
| 8 | PAINT | 1000 | SQ. M. | |
| 9 | GLASS | 1000 | SQ. M. | |
| 10 | IRON | 1000 | KG. | |
| 11 | CEMENT | 1000 | SQ. M. | |
| 12 | SAND | 1000 | SQ. M. | |
| 13 | AGGREGATE | 1000 | SQ. M. | |
| 14 | WATER | 1000 | SQ. M. | |
| 15 | ELECTRICITY | 1000 | SQ. M. | |
| 16 | PLUMBING | 1000 | SQ. M. | |
| 17 | PAINTING | 1000 | SQ. M. | |
| 18 | GLASS | 1000 | SQ. M. | |
| 19 | IRON | 1000 | KG. | |
| 20 | CEMENT | 1000 | SQ. M. | |
| 21 | SAND | 1000 | SQ. M. | |
| 22 | AGGREGATE | 1000 | SQ. M. | |
| 23 | WATER | 1000 | SQ. M. | |
| 24 | ELECTRICITY | 1000 | SQ. M. | |
| 25 | PLUMBING | 1000 | SQ. M. | |
| 26 | PAINTING | 1000 | SQ. M. | |
| 27 | GLASS | 1000 | SQ. M. | |
| 28 | IRON | 1000 | KG. | |
| 29 | CEMENT | 1000 | SQ. M. | |
| 30 | SAND | 1000 | SQ. M. | |
| 31 | AGGREGATE | 1000 | SQ. M. | |
| 32 | WATER | 1000 | SQ. M. | |
| 33 | ELECTRICITY | 1000 | SQ. M. | |
| 34 | PLUMBING | 1000 | SQ. M. | |
| 35 | PAINTING | 1000 | SQ. M. | |
| 36 | GLASS | 1000 | SQ. M. | |
| 37 | IRON | 1000 | KG. | |
| 38 | CEMENT | 1000 | SQ. M. | |
| 39 | SAND | 1000 | SQ. M. | |
| 40 | AGGREGATE | 1000 | SQ. M. | |
| 41 | WATER | 1000 | SQ. M. | |
| 42 | ELECTRICITY | 1000 | SQ. M. | |
| 43 | PLUMBING | 1000 | SQ. M. | |
| 44 | PAINTING | 1000 | SQ. M. | |
| 45 | GLASS | 1000 | SQ. M. | |
| 46 | IRON | 1000 | KG. | |
| 47 | CEMENT | 1000 | SQ. M. | |
| 48 | SAND | 1000 | SQ. M. | |
| 49 | AGGREGATE | 1000 | SQ. M. | |
| 50 | WATER | 1000 | SQ. M. | |

LAKSHMAN RAO
M. ARCH., R.C.A.
REGISTERED ARCHITECT
REGISTRATION NO. 46129184

100

V. JAYAWARDHANA
 V. JAYAWARDHANA
 PERMIT NO. B.P. 40/80
 11/80
 1911

M
 1911
 1911

PLANS APPROVED

Subject to the conditions
 laid down in this office
 proceedings Res No- 206/80
 dated 6-1-81.

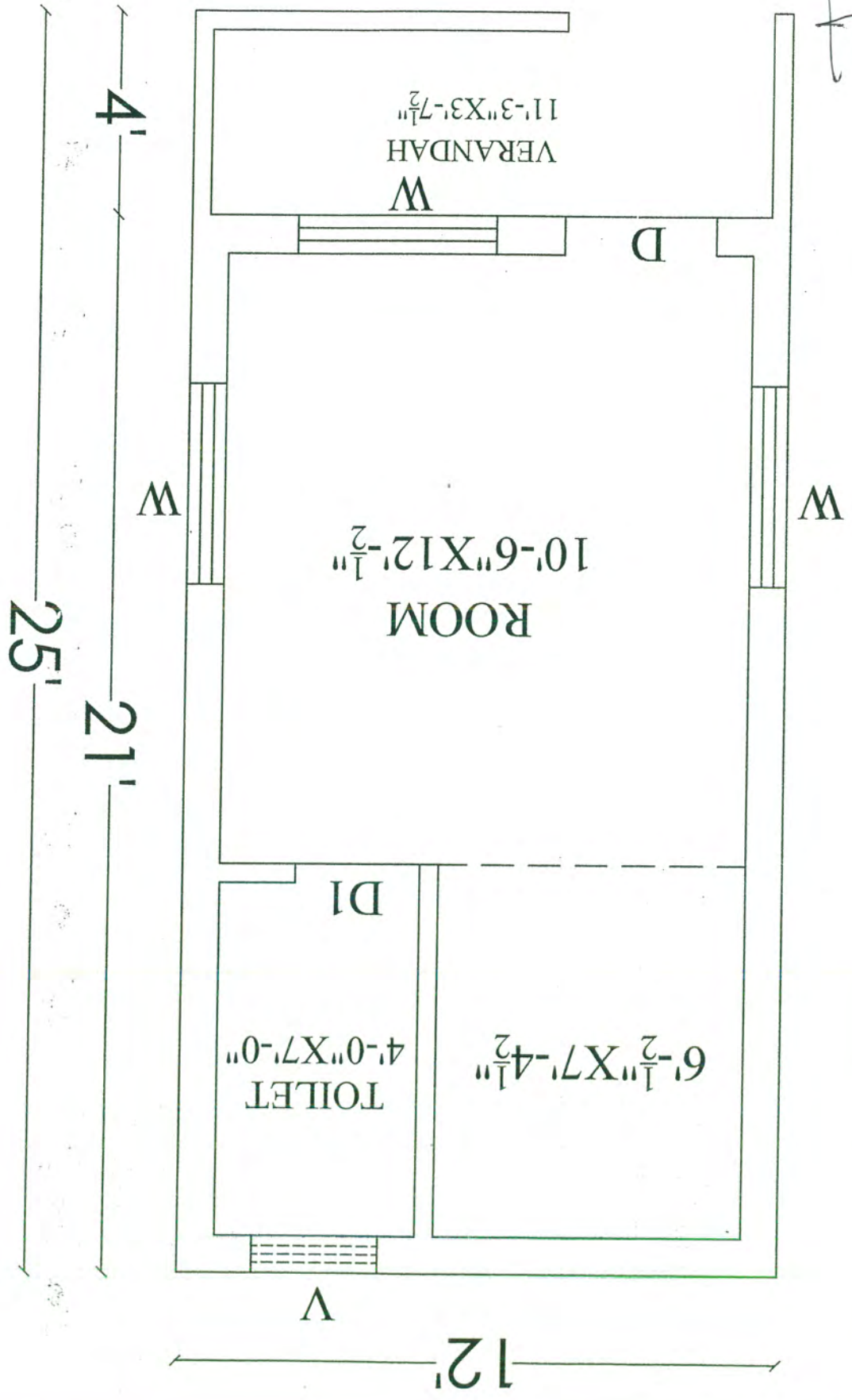
K. S. S. S. S.
 Executive Officer,
 GRAM PANCHAYAT,
 KANUPUR, KRISHNA D.

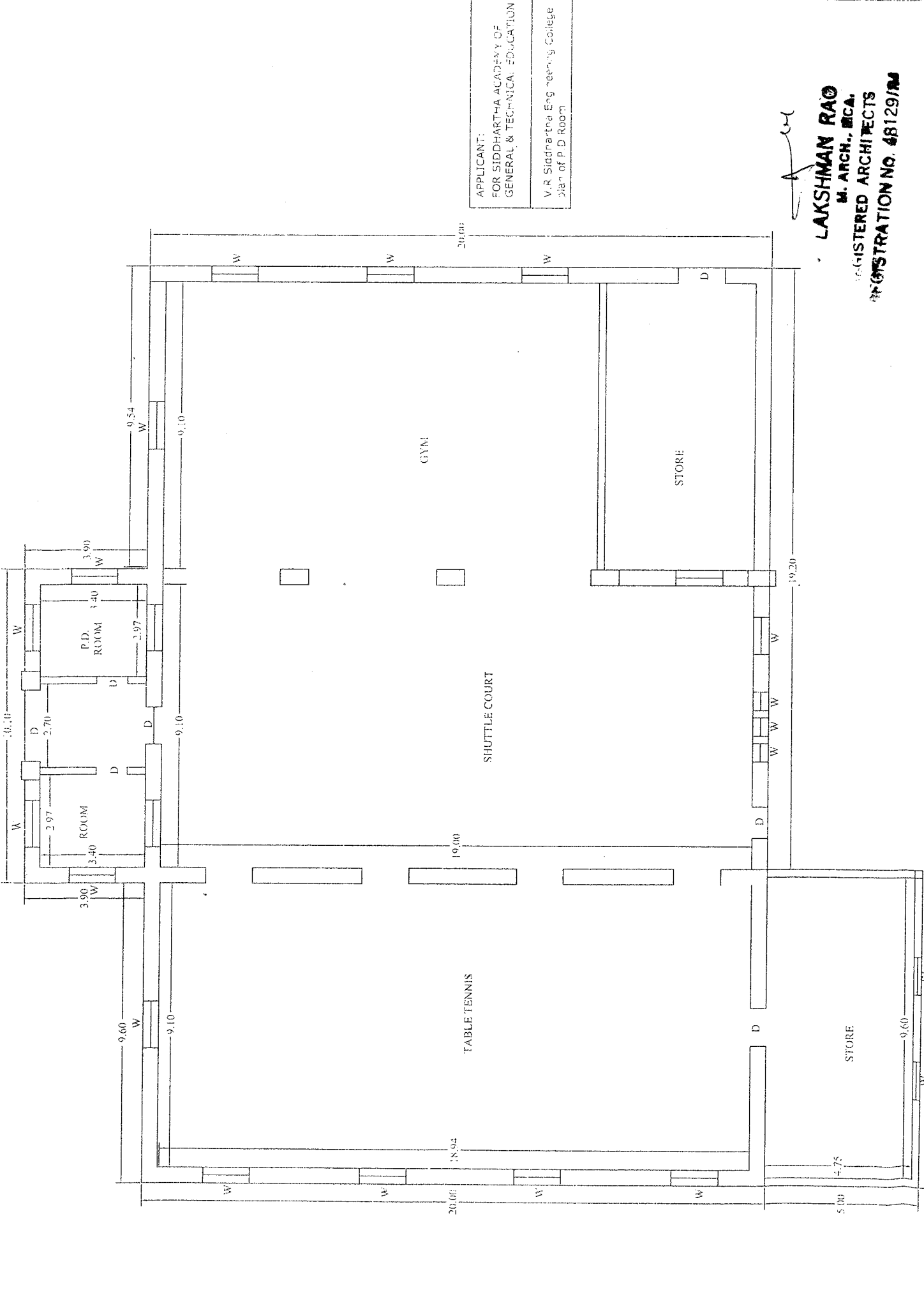
AREA: 300.00 Sft (27.88 Sqm)

SECURITY ROOM PLAN V.R.S.E.C

LAKSHMAN RAO
M. ARCH., E.C.A.

REGISTERED ARCHITECTS
REGISTRATION NO 48129/A





APPLICANT:
 FOR SIDDHARTHA ACADEMY OF
 GENERAL & TECHNICAL EDUCATION

V.R. Siddhartha Engineering College
 Plan of P. D. Room

Lakshman Rao
LAKSHMAN RAO
 M. ARCH., ICA.
 REGISTERED ARCHITECTS
 REGISTRATION NO. 48129/RM

Handwritten mark or signature in the top right corner.

Faint handwritten text or markings on the left side of the page.

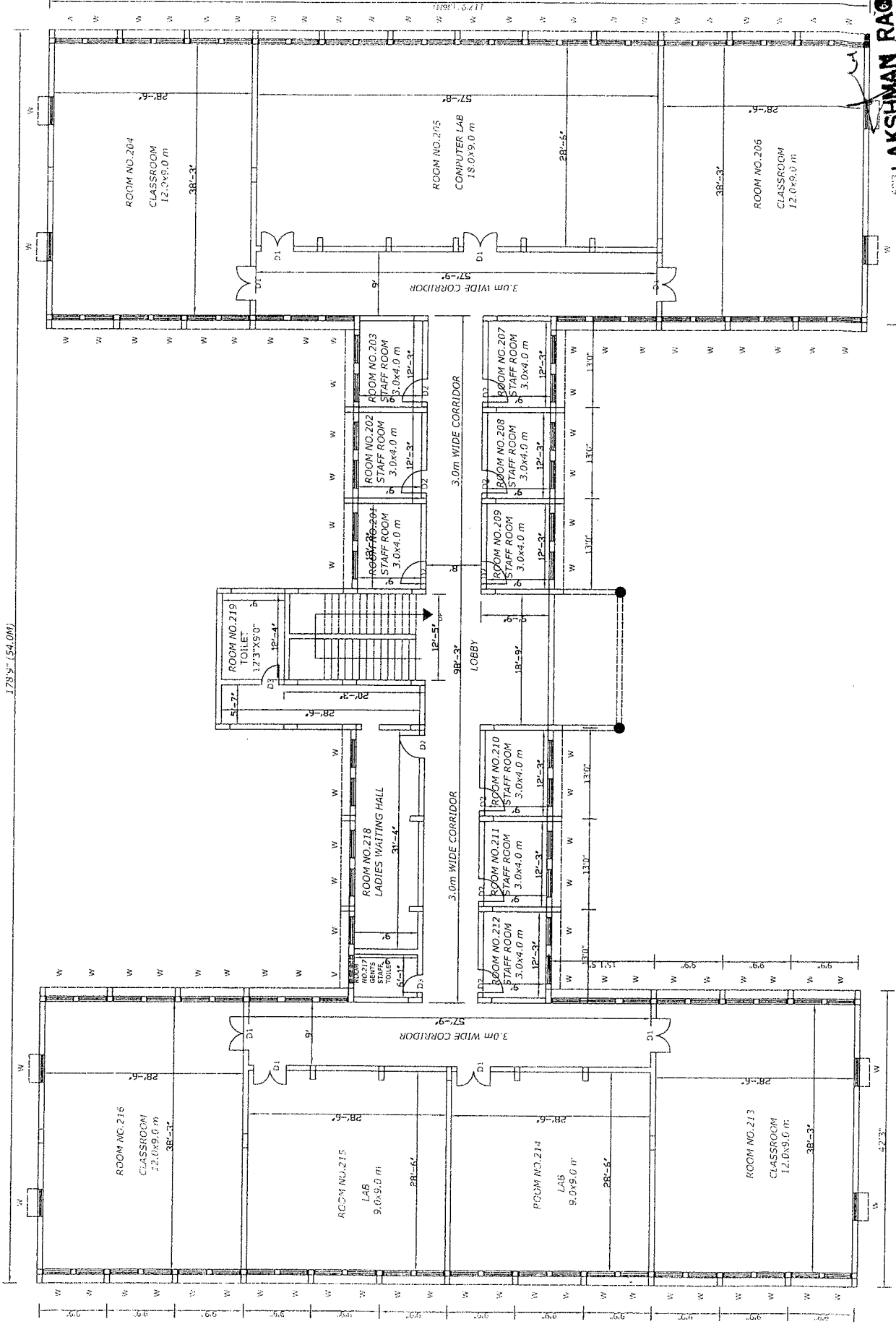
15
B. H. H. H.

15
B. H. H. H.



SPECTRUM
 DOORS:
 D1 - EXTERIOR
 D2 - INTERIOR
 D3 - GLASS
 WINDOWS:
 W1 - GLASS
 W2 - SHUTTER
 FLOOR AREA: 11,100 sq. m

179'-9" (54.0M)



V. R. SIDDHARTHA
 ENGINEERING COLLEGE
 CSE DEPARTMENT
 FIRST FLOOR PLAN

LAKSHMAN RAO
 M. ARCH., MCA.
 REGISTERED ARCHITECTS
 REGISTRATION NO. 481291R

DESIGN DRAWING BY
 PURVA LAKSHMAN RAO
 K. S. SAMA RAO

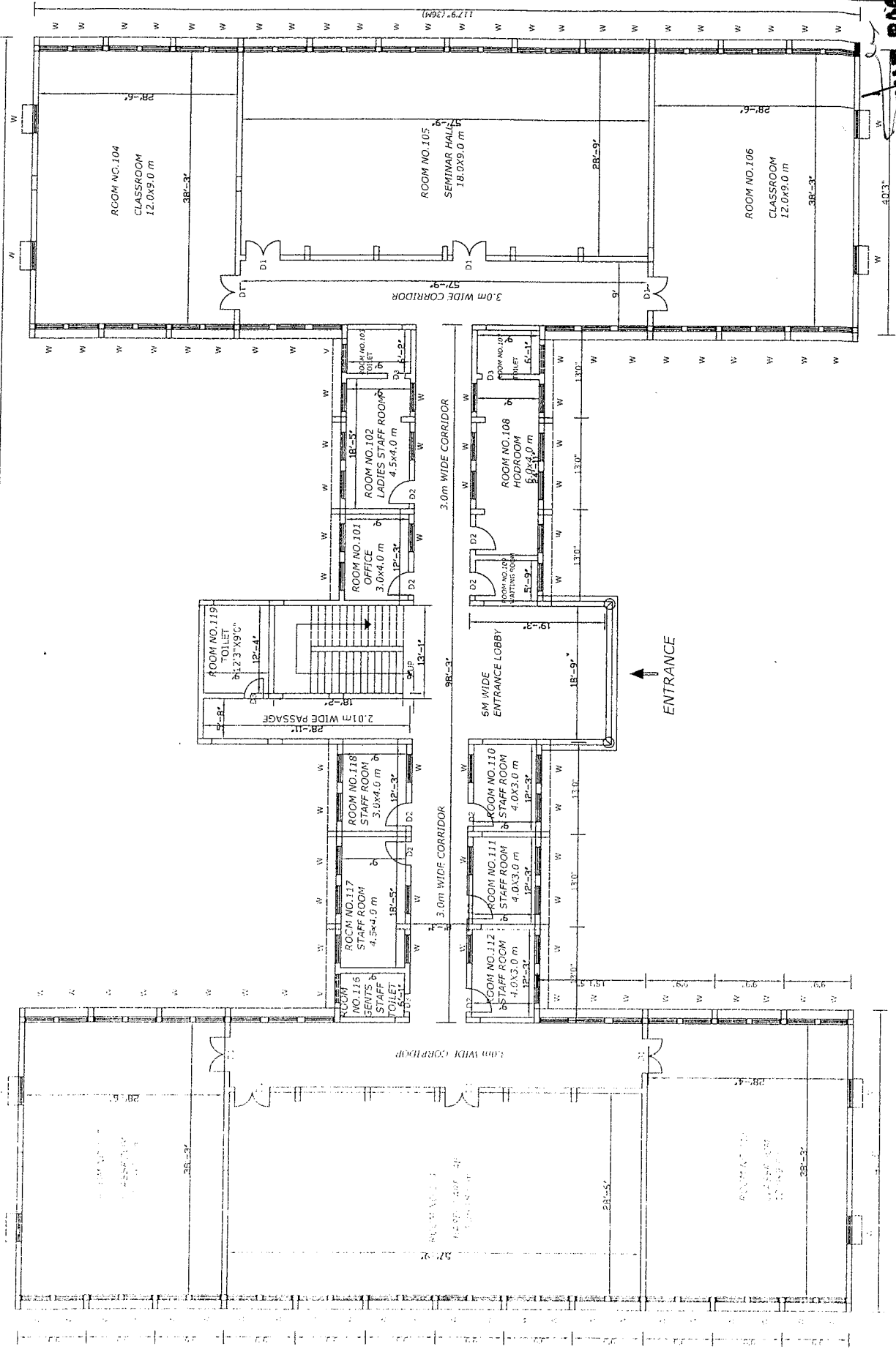
FO
11/13



SPECIFICATIONS:-

- DOORS:-
 - D1- 1.5X2.1M
 - D2- 1.0X2.1M
 - D3- 0.75X2.1M
- WINDOWS:-
 - W1- 1.2X1.8M
 - W1- 0.9X0.75M
- FLOOR AREA: 1217 Sq. m

178'-9" (54.0M)



V. R. SIDDHARTHA
 ENGINEERING COLLEGE
 CSE DEPARTMENT
 GROUND FLOOR PLAN

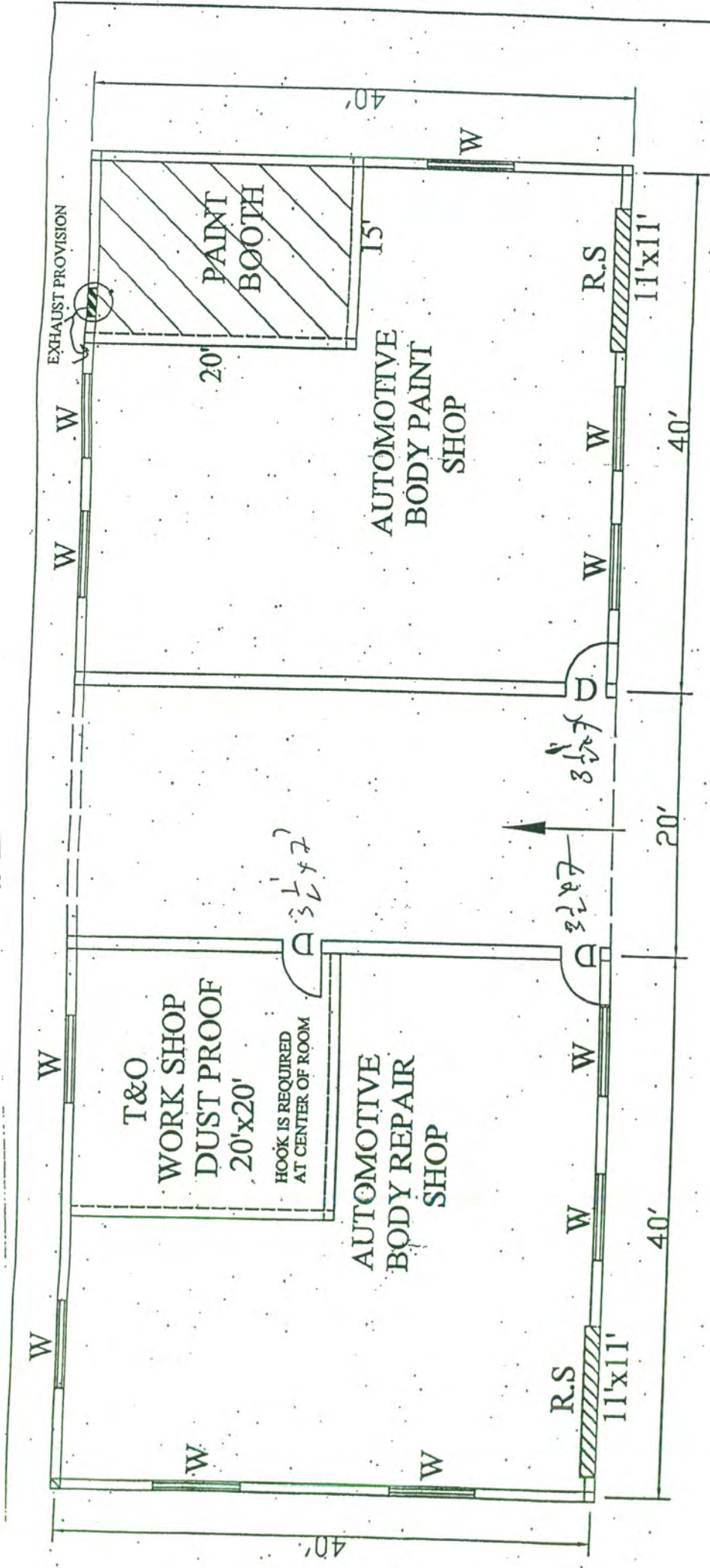
CADD DRAWING BY:

AKSHMAN RAO
 ARCHITECT
 K.V.RAMA RAO

REGISTERED ARCHITECTS
 REGISTRATION NO 481291M

100

100

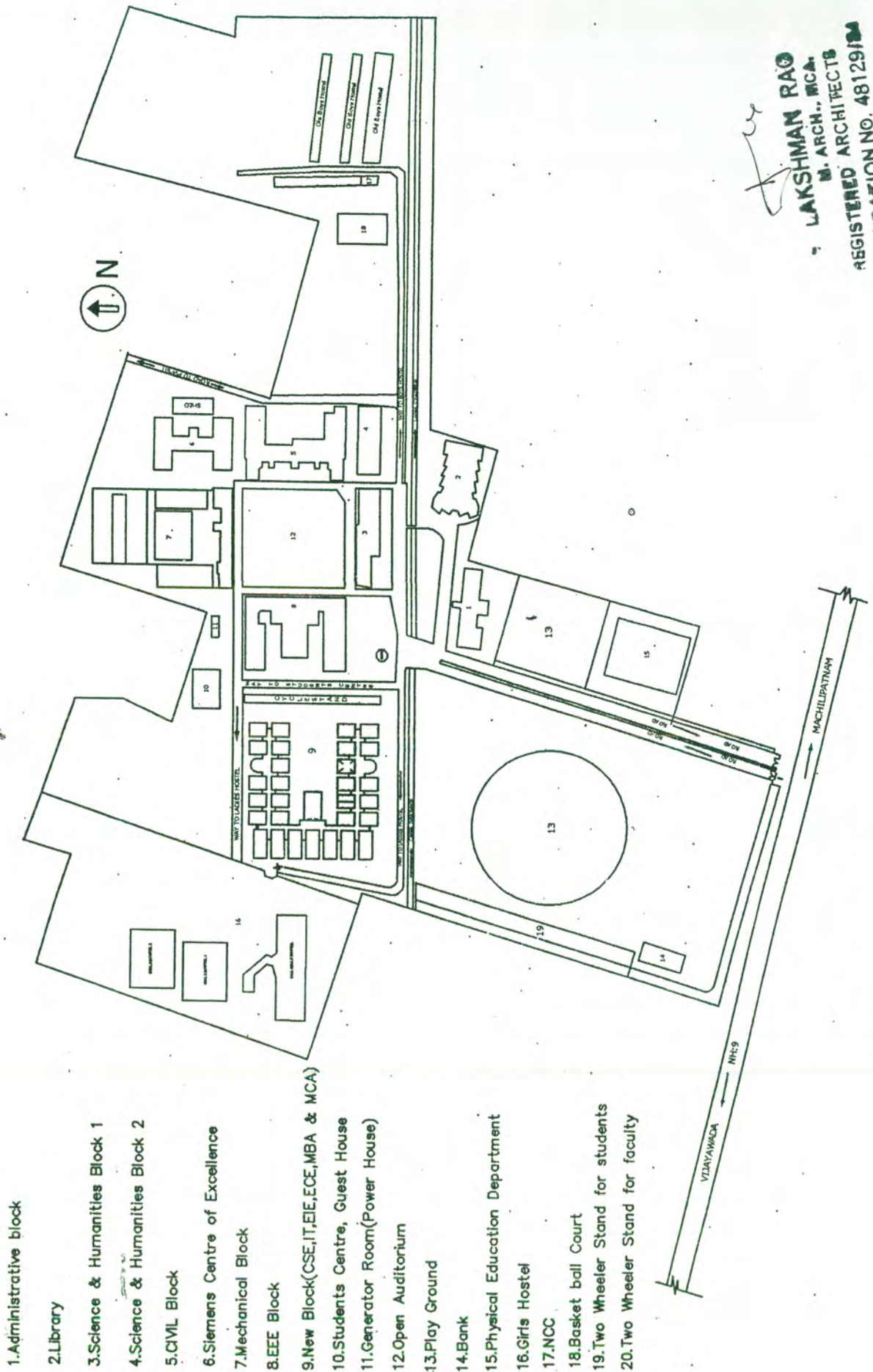


PLAN



LAKSHMAN RAO
 M. ARCH., MCA
 REGISTERED ARCHITECTS
 REGISTRATION NO 48129/IM

LAY-OUT OF V.R. SIDDHARTHA ENGINEERING COLLEGE



1. Administrative block
2. Library
3. Science & Humanities Block 1
4. Science & Humanities Block 2
5. CIVIL Block
6. Siemens Centre of Excellence
7. Mechanical Block
8. EEE Block
9. New Block (CSE, IT, EE, ECE, MBA & MCA)
10. Students Centre, Guest House
11. Generator Room (Power House)
12. Open Auditorium
13. Play Ground
14. Bank
15. Physical Education Department
16. Girls Hostel
17. NCC
18. Basket ball Court
19. Two Wheeler Stand for students
20. Two Wheeler Stand for faculty

Lakshman Rao
LAKSHMAN RAO
 M. ARCH., MCA.
 REGISTERED ARCHITECTS
 REGISTRATION NO. 48129/MA

