



EMPLOYEES'S PROVIDENT FUND  
ORGANISATION, REGIONAL OFFICE, GUNTUR

**WELCOME ALL  
OF YOU**



## REQUIREMENTS FOR E-NOMINATION

### FOR MEMBER:

1. ACTIVATED AND AADHAAR LINKED UAN
2. MOBILE NUMBER TO BE LINKED WITH AADHAAR
3. UPDATED MEMBER PROFILE WITH PHOTOGRAPH AND ADDRESS

### FOR FAMILY/NOMINEE:

1. SCANNED PHOTOGRAPH OF THE INTENDED NOMINEE (JPG FORMAT SIZE 3.5 CM \* 4.5 CM)
2. AADHAAR, ADDRESS OF THE INTENDED NOMINEE



श्रम एवं रोजगार मंत्रालय  
Ministry of Labour & Employment  
भारत सरकार (Government of India)



EPFO

# Submit EPF/EPSS Nomination Digitally





# Step 1 - Visit EPFO website >> Services >> For Employees >> Click 'Member UAN/Online Service'.

The screenshot shows the EPFO website homepage. At the top, there is a navigation bar with the EPFO logo and the text "Employees' Provident Fund Organisation, India" and "Ministry of Labour & Employment, Government of India". Below this is a main menu with several options: "Services", "For Employers", "For Employees", and "For International Workers". A hand cursor is pointing to the "For Employees" option. To the right of the main menu, there is a grid of service buttons including "Establishment Registration", "KYC Updation (Member)", "UMANG", "ECR>Returns/ Payment", "Online Claims Member Account Transfer", "e-Passbook", "Performance of Establishments", and "Shram Suvidha Common ECR (EPFO/ESIC)". Below the main menu, there are sections for "Online Services" and "About Us". The "Online Services" section lists various portals like "Provisional Monthly Estimate of Payroll", "Principal Employers-CAZU Portal", "Pensioners' Portal", "TRRN Query Search", "International Workers Portal", and "eKYC Portal". The "About Us" section provides information about the organization's history and structure.



# Step 1 - Visit EPFO website >> Services >> For Employees >> Click 'Member UAN/Online Service'.

The screenshot shows the EPFO website interface. At the top, there is a navigation bar with the EPFO logo and the text "Employees' Provident Fund Organisation, India" and "Ministry of Labour & Employment, Government of India". Below this is a menu with options like "Services", "Establishment", "EPFO Corner", "Miscellaneous", "Directory", "PM-SYM", "ABRY", "Dashboards", "Covid-19", and "Videos".

The main content area is titled "FOR EMPLOYEES" and contains a paragraph about the three Social Security Schemes run by the EPFO. To the right of this text is a red box with the text "Introduction of Universal Account Number for EPFO Subscribers".

Below the main content, there are three columns: "SERVICES", "IMPORTANT LINKS", and "DOWNLOADS".

**SERVICES**

- Member
- Member line Service (OCS/OTCP)
- OCS / UM
- Know Your AQs / Eligibility (170.7K)
- EPF/GMS (Ratus)
- Filable Application
- Pensioner's Portal (Grievance)
- One Employee - One EPF Account

**IMPORTANT LINKS**

- Missed Call Service (01122901406) (175.6K)
- Short Code SMS Service (7738299899) (162.2K)
- Know Which Claim Form to Submit
- Seasonal Booklet in Vernacular Languages

**DOWNLOADS**

- Contribution Rate (46K)
- Wage Ceiling (118.8K)
- Rate of Interest (118.7K)
- Process for Change in Name & Basic Details of Members (136K)
- Help - Establishment Search Use (1.4K)
- EPFO - Mobile Application (UMANG)
- UAN Presentation (40K)
- Resolution on Service Delivery Ethics (129.8K)
- EPS 1995 - List of Pension Disbursing Banks (118.2K)

At the bottom of the page, there is a footer with the text "Home | Contact Us | Sitemap | Disclaimer | Copyright Policy | Hyperlinking Policy | Terms Of Use | Feedback | Privacy Policy".



## Step 2 - Login with 'UAN and Password'.

uniFedportal-mem.epfindia.gov.in/memberinterface/

EMPLOYEES' PROVIDENT FUND ORGANISATION, INDIA  
MINISTRY OF LABOUR & EMPLOYMENT, GOVERNMENT OF INDIA

Universal Account Number (UAN)  
MEMBER e-SEWA

Dear EPF Members !!

- Kind attention Members. New Aadhaar is mandatory for filing ECR.
- Important notice about EDLI. Click here to read.
- Notification of Section 142 of the Code of Social Security, 2020. Click here to read.
- Important notice about Section 142 of the Code of Social Security, 2020. Click here to read.
- Important notice about Bank Account Linking with UAN. Click here to read.

EPFO NEVER ASKS YOU TO SHARE YOUR PERSONAL DETAILS LIKE AADHAAR, PAN, BANK DETAILS ETC OVER PHONE.  
EPFO NEVER CALLS ANY MEMBER TO DEPOSIT ANY AMOUNT IN ANY BANK.  
PLEASE DO NOT RESPOND TO SUCH CALLS.

Benefits of Registration

- Download/Print your Updated Passbook anytime.
- Download/ Print your UAN Card.
- Update your KYC information.

**NOTE**

- Members with unauthenticated Aadhaar and bank details could access their UAN via new system after EPF Withdrawal/Loan/Transfer claims online.
- One mobile number can be used for one registration only.
- A member can view the passbook of the EPF account which has been tagged with UAN.
- The facility of passbook is not available for members of establishments having exemption under the EPF Scheme 1952.

Important Links

- Activate UAN
- Renew your UAN
- Direct UAN Allotment by Employees
- Death claim filing by beneficiary
- UAN Allotment for Existing EPF

©2015. Powered by EPFO Tue 27, July 2021 (PV 2.7.24)  
This site is best viewed at 1024 x 768 resolution in Mozilla Firefox 58.0+



## Step 3 - Select 'E-Nomination' under 'Manage Tab'.

The screenshot shows the EPFO member interface. The 'Manage' dropdown menu is open, and the 'E-NOMINATION' option is highlighted with a hand cursor. The interface includes a navigation bar with 'Home', 'View', 'Account', and 'Online Services'. The main content area displays a 'Member Profile' table with fields for UAN, Name, Birth Date, Gender, AADHAAR, PAN, Bank Account No., Mobile No., and Email. A footer contains copyright information: ©2015. Powered by EPFO Tier 27, July 2021 (PV 2.7.24). This site is best viewed at 1024 x 1080 resolution in Mozilla Firefox 58.0+.

Member Profile	
UAN	
Name	
Birth Date	
Gender	
AADHAAR	
PAN	
Bank Account No.	
Mobile No.	
Email	
<a href="#">More Information</a>	



## Step 4 - Click 'Yes' to update Family Declaration.

unifiedportal-mem.epfindia.gov.in/memberinterface/Nomination/gainNominationPage?\_HDIV\_STATE\_20-13-855000E9F557973A62B6A55A9308E17

EMPLOYEES' PROVIDENT FUND ORGANISATION, INDIA  
MINISTRY OF LABOUR & EMPLOYMENT, GOVERNMENT OF INDIA

Home View Manage Account

Family Declaration

Having Family  Yes  No

Add Family

AADHAAR*	Date of Birth*	Gender*	Relation*	Address*	Bank Account Details	Guardian	Photo*	Remove
ENTER AADHAAR No	MM/DD/YYYY	--Select Gender--	--Select Relation--	Locality (Max Length: 30 char) Street (Max Length: 30 char) City Select State --Select District-- 6 Digit Pin Code	IFSC : Enter IFSC Code Branch Name : Enter Branch Name Account Number : Enter Bank Account No	+	 Click here To upload Photograph	X

I have taken the consent of my family members/nominees for sharing their Aadhaar to EPFO for the purpose of establishing their identity for various benefits under EPF schemes. Aadhaar holder is aware that information provided by her/him will be used for authenticating identity through Aadhaar Authentication system for the purpose stated above and no other purpose.

Add New Save Family Details





## Step 5 - Click 'Add Family Details'. (More than one nominee can be added)



unifedportal-mem.epfoindia.gov.in/nominee/enterbase/nominee/registrationPage?\_HDW\_STATE\_+00-13-05330080F517973A6E86A51A003B0E17

EMPLOYEES' PROVIDENT FUND ORGANISATION, INDIA  
MINISTRY OF LABOUR & EMPLOYMENT, GOVERNMENT OF INDIA

Home View Manage Account Online Services

Having Family?  Yes  No

### Add Family Details

Name*	Date of Birth*	Gender*	Relation*	Address*	Bank Account Details	Guardian	Photo*	Remove
AADH*	MM/DD/YYYY	--select Gender--	--select Relation--	Locality (Max Length: 20 char) Street (Max Length: 30 char) City Select State --Select District-- 6 Digit Pin Code	IFSC : Enter IFSC Code Branch Name : Branch Name	+	 Click Here to Upload Photograph	X

I have taken the consent of my family members/nominees for sharing their Aadhaar to EPFO for the purpose of establishing their identity for various benefits under EPF schemes. Aadhaar holder is aware that information provided by him/her will be used for authenticating identity through Aadhaar Authentication system for the purpose stated above and no other purpose.

Add Row Save Family Details



## Step 6 - Click 'Nomination Details' to declare total amount of share. Click 'Save EPF Nomination'.

unifiedportal-mem.epfindia.gov/MemberInterface/Nomination/getNominationPage7\_HDV\_STATE\_+20-13-85330060F5379734GE86A53A91380E17

EMPLOYEES' PROVIDENT FUND ORGANISATION, INDIA  
MINISTRY OF LABOUR & EMPLOYMENT, GOVERNMENT OF INDIA

Home View Manage Account Online Services

Name (Max Length: 30 char) City Selected State --Select District-- 8 Digit Pin Code Branch Name Branch No Account Number Enter Bank Account No

I have taken the consent of my family members/nominees for sharing their Aadhaar to EPFO for the purpose of establishing their identity for various benefits under EPF schemes. Aadhaar holder is aware that information provided by him/her will be used for authenticating identity through Aadhaar Authentication system for the purposes stated above and no other purpose.

Add New Save Family Details

Nomination History

Display 10 records per page Search:

Sr No.	Status	Nomination Details	Nomination Date & Time
No records found			

Showing 0 to 0 of 0 entries Previous Next



## Step 6 - Click 'Nomination Details' to declare total amount of share. Click 'Save EPF Nomination'.


EMPLOYEES' PROVIDENT FUND ORGANISATION, INDIA  
MINISTRY OF LABOUR & EMPLOYMENT, GOVERNMENT OF INDIA

UAN: N Logout

Home View Manage Account Online Services

### EPF Nomination

Select	AADHAAR	Name	Date of Birth	Relation	Address of Nominee	Name and Address of Guardian	Total amount of share (%)
<input type="checkbox"/>				Wife			0.0

 [Save EPF Nomination](#)

### Nomination History

Display 10 records per page Search:

Sr No.	Status	Nomination Details	Nomination Date & Time
No Nomination History found			

Showing 0 to 0 of 0 entries Previous Next



## Step 7 - Click 'E-sign' to generate OTP. Submit 'OTP' sent on mobile number linked with Aadhaar.

EMPLOYEES' PROVIDENT FUND ORGANISATION, INDIA  
MINISTRY OF LABOUR & EMPLOYMENT, GOVERNMENT OF INDIA

UAN: 101 Logout

Home View Manage Account Online Services

### Pending Nomination

Display 10 records per page Search:

Nomination Entry Time	View	Edit	e-Sign	Delete
21-JUL-2020 11:43				

Showing page 1 of 1 Previous 1 Next


### Nomination History

Display 10 records per page Search:

Sr No.	Status	Nomination Details	Nomination Date & Time
No Nomination History found			



## Your e-Nomination is now registered with EPFO.



**EMPLOYEES' PROVIDENT FUND ORGANISATION, INDIA**  
MINISTRY OF LABOUR & EMPLOYMENT, GOVERNMENT OF INDIA

UAN:  IAN:   
[A](#) [A](#) [A](#) | [Logout](#)



[Home](#) | [View](#) | [Manage](#) | [Account](#) | [Online Services](#)

Enter new nomination:

**Nomination History**

Display  records per page

Search:

Sr No.	Status	Nomination Details	Nomination Date & Time
1	 <span style="color: green; font-weight: bold;">✓ Nomination Successful</span>		10-AUG-2020 17:14

Showing page 1 of 1

Previous  Next

[Contact Us](#) | [FAQs](#)

©2015. Powered by EPFO Thu 06, Aug 2020 (PV 2.3.2)

This site is best viewed at 1920 x 1080 resolution in Mozilla Firefox 58.0+



**श्रम एवं रोजगार मंत्रालय**  
Ministry of Labour & Employment  
भारत सरकार (Government of India)



**EPFO**

**After e-nomination,  
no further physical documents  
required.**

**For more information,  
visit  
<https://www.epfindia.gov.in>**





EMPLOYEES'S PROVIDENT FUND  
ORGANISATION, REGIONAL OFFICE, GUNTUR

**THANKS TO  
ALL OF YOU**